

Exploring the career aspirations of primary school children from around the world

drawing the future

JANUARY 2018



About the report

Report partners

This report represents the results of a collaboration between the charity Education and Employers, Tes, UCL Institute of Education (IOE), the National Association of Head Teachers (NAHT) and the Organisation for Economic Cooperation and Development Education and Skills(OECD).



About Education and Employers

Education and Employers

www.educationandemployers.org

Education and Employers is a UK based charity created in 2009 which aims to provide young people with the inspiration, motivation, knowledge, skills and opportunities they need to help them achieve their potential. It does this through ensuring that every school and college has an effective partnership with employers, connecting schools and colleges with volunteers from the world of work, quickly, easily and for free using innovative match-making technology called www.inspiringthefuture.org. It also undertakes research into the effectiveness of employer engagement in education and works with the leading national bodies representing education leaders, business and government.

About the authors

Nick Chambers is CEO at Education and Employers. Prior to setting up the charity in 2009 Nick was Director of Education at Business in the Community. During this time he oversaw the production of a report on school governance on behalf of the National Council of Education Excellence. The council, chaired by the Prime Minister considered how best to mobilise businesses and universities to work with schools and colleges. Between 2000 and 2006 he was Director of Development at St Paul's School where he was responsible with the Governors for reviewing and articulating the school's vision as it approached its 500th anniversary and developing a strategic plan to achieve this. Nick originally studied Environmental Management and then ran his own business as well as being involved with various charities. In 1992, he obtained a PGCE and taught in an 11-16 comprehensive school and an 11-18 grammar school. In 1997, he was appointed Development Director at the state school in Lancashire – the first appointment of its kind in the UK where his responsibilities included employer engagement.

Jordan Rehill is Research Assistant at Education and Employers. He graduated from the University of Manchester with a BA (Hons) degree in Modern History and Politics, focusing particularly on issues of youth homelessness. Prior to joining Education and Employers he worked for the youth violence charity Redthread, where he assisted in research on trends in youth violence and gang-related violence in central London. He has co-authored recent projects on employer engagement in education with Elnaz T. Kashefpakdel and Anthony Mann including *Contemporary Transitions: Young Britons reflect on life after secondary school and college* and *How to make the most of careers events with employers*.

Dr Elnaz T. Kashefpakdel is Head of Research at the Education and Employers. She is a trained quantitative analyst, completed her PhD from the University of Bath for a study on higher education policy. Elnaz has co-authored many works on employer engagement in education and school to work transitions including “Career Education that works: an economic analysis using the British Cohort Study” in the Journal of Education and Work. Her research is referenced in government documents such as Industrial Strategy and career education policy briefings. Her work was also endorsed in national publications such as Engineering UK annual report 2017 and public media including BBC Education and TES.

Christian Percy is a policy and strategy advisor, working primarily on education, labour market effectiveness and social change. His clients cover a range of organisations, from the World Bank and governments through to universities, charities and investors. He has a long-running research collaboration with Education and Employers.

For more information about this report, contact: Jordan.Rehill@educationandemployers.org, Education and Employers Research, Quantum House, 22-24 Red Lion Court, Fleet Street, London, EC4A 3EB. 020 7566 4880.



Foreword

DAVID CRUICKSHANK

Chair of Trustees, Education and Employers

Global Chairman, Deloitte



Drawing the future, the biggest survey of its kind ever conducted, asked primary school children aged seven to eleven to draw a picture of the job they want to do when they grew up. Over 20,000 entries have been received from UK and Internationally. To ascertain the factors influencing career aspirations, the survey asked children their gender, ethnicity, favourite subject and if they knew anyone personally who did the job and, if not, why they had chosen the job.

The survey has produced some significant findings, highlighting that children from an early age often have some sophisticated and thought through ideas about who they want to become when they grow up. The findings also show that from a young age children often stereotype jobs according to gender and their career choices are based on these assumptions with the majority of boys wanting to be sportsmen and girls wanting to be teachers.

And the findings have implications for all of us seeking to improve social mobility: children's career aspirations are most influenced by who they know - their parents and friends of parents and the TV and media. Worryingly, less than 1% of children have heard about the jobs through people from the world of work coming to their school. And the survey shows clearly for the first time that this is a global issue.

I would like to thank everyone who made this report possible. It is very much a collaborative effort and special thanks go to our key partners the National Association of Head Teachers, *Tes*, UCL Institute of Education and OECD Education and Skills. I would also like to thank all the schools who have taken part and the organisations who organised the survey in their respective countries. All participating schools and organisations are listed in the report.

We know from the extensive research that the charity has undertaken over the last eight years that it is extremely beneficial for young people to interact with volunteers from the world of work. It helps to raise aspirations, broaden horizons, show the relevance of what they are studying to later in life, challenges stereotypes about jobs, stops them ruling out options for themselves at a young age and helps with their transition into the labour market. With some 17,000 state-funded primary and 3,500 secondary schools in the UK alone, the challenge had been connecting these with volunteers from the world of work. However, technology now makes it possible to do so quickly, easily and at scale meaning that for the first time young people and schools no longer need to rely solely on the people they know but can access a vast range of people from different cultural backgrounds, from all levels – apprentices to CEOs and doing a wide range of jobs – from apps designers to zoologists. Using the Salesforce technology we have developed an innovative online platform which connects volunteers with schools called Inspiring the Future. In the UK, over 40,000 people have volunteered and 80% of the secondary schools and 3,500 primary schools have signed up and we have a number of partners in other countries now rolling out similar programmes with our support.

Our charity's aim is to provide children and young people with the inspiration, motivation, knowledge, skills and opportunities they need to help them achieve their potential. Working together we can make this a reality.

I hope you enjoy reading the report.

Summary

Only in recent years have the career aspirations which children begin to form in their primary and early years received any serious consideration from policymakers. This is despite studies over recent decades which have all come to the same, resounding conclusion; the perceptions children have about certain jobs and careers are formed and sometimes cemented at a young age. These studies have emphasised that children's aspirations are often shaped, moulded and restricted by gender stereotyping, socio-economic background and, importantly, who they know. These factors can, and do, go on to influence the academic effort children exert in certain lessons, the subjects they choose to study and the jobs they end up pursuing.

This international survey offers an opportunity to explore who primary-age children ideally want to become, and, what shapes (and often limits) their career aspirations and dreams for the future. The *Drawing the Future* survey used a simple template to combine drawing alongside a number of key questions to better understand what may be shaping the aspirations which some children hold.

Specifically, the survey asked children aged between 7 and 11-years-old to draw what they wanted to be when they were older, and asked where they heard about that job, for instance was it through their parents or someone they knew? Alternatively, were they influenced by other non-familial and local influences such as the internet, television and/or social media?

UK findings:

Most popular jobs

- By a considerable margin (over 10 percentage points), the most popular job for children in the UK was either a sportsman or sportswoman with a total of 21.3% of children drawing it as the job they would like to do when they were older. This was followed by teacher, vet and social media and gaming.
- The outlook seems positive for STEM-related professions. In our sample, STEM-related careers ranked highly as some of the top jobs which children aspired to become. Vet, Doctor, Scientist and Engineer (civil, mechanical, electrical) were the 3rd, 6th, 7th and 11th most popular jobs respectively.
- A number of children in our sample also aspired to one day have a health-based job, though the percentage share is significantly lower than either a sportsperson or teacher, with nearly 5% of young people wanting to become Doctors and a further 2% wanting to become Nurses/Health visitors and less than 0.5% wanting to become dentists, midwives and physiotherapists.
- There also seems to have been a shift in the aspirations of children, built largely upon new communication methods and the growth of online and console based gaming. For more and more children and young people online celebrities and YouTube gaming 'vloggers' have taken the place of TV and movie stars.

Gender stereotyping exists from the age of 7

- Across the sample, children's aspirations appear to be shaped by gender-specific ideas about certain jobs. Boys overwhelmingly aspire to take on roles in traditionally male dominated sectors and professions.
- Gendered patterns also emerge in STEM-related professions. Over four times the number of boys wanted to become Engineers (civil, mechanical, electrical) compared to girls. Moreover, nearly double the number of boys wanted to become scientists compared to girls in our sample. However, strikingly, two and half times the number of girls wanted to become Doctors compared to boys, and nearly four times the number of girls want to become Vets compared to boys.
- Conceptions of traditional femininity, specifically ideas around 'nurturing' or 'caring' roles, may also explain the difference in the number of girls wanting to become a teacher or doctor compared to boys. In our sample,

nearly nine times the number of girls wanted to become Teachers compared to boys. It may also be influenced by the teachers the children see, with the majority of primary school teachers being female.

Aspirations are influenced by social background

- Using the Free School Meal (FSM) eligibility of the pupils in a school, there is some evidence of children in less deprived schools being relatively more likely to have aspirations in higher-earning professions. While the FSM measure cannot accurately tell us about a child's background and familial wealth, it does give an indication that the school, and therefore its pupils, may live within a disadvantaged socio-economic area.
- Relative to those in higher deprivation schools, boys are more likely to choose engineer than mechanic, more likely to choose manager than retail sales assistant, and more likely to choose lawyer than police. There is also some evidence that certain creative professions with very high barriers to entry are more popular to boys in less deprived schools, such as being a singer/musician, actor/actress and author. Among girls, architects, engineers and vets are more popular in less deprived schools, whereas hairdresser, nurse, retail sales assistant and beauty therapist are more popular in the more deprived schools.

How young people heard about the jobs they drew

- Among young people who did know someone, the analysis found that parents and other extended members of the family (siblings, grandparents etc) were the most influential in defining children's career aspirations. The least influential person or people was a member of the local community.
- Among young people who did not know someone who did the job they drew, most young people indicated that they heard about the job through TV / Film / Radio, this was followed by personal experiences or encounters, for example visiting a doctor, seeing a train driver on the way to school.
- Less than 1% of children stated they heard about the job from a volunteer from the world of work coming in to school.

There is a major disconnect between aspirations of children and the predicted jobs of the future

- Similar to our report in 2013, *Nothing in Common*, our research finds a major disconnect between the careers that primary-age children are most interested in and those that the economy needs.
- A similar misalignment is also evident among young people in secondary schooling, contrary to arguments that career aspirations of children are transient, changing and should ultimately be ignored.


International findings:

- While aspirations, and the influences on these aspirations, vary by country, there are a number of global trends which emerge from the data
- In terms of gender stereotyping and gendered career expectations, aspirations do tend to lay in stereotypical masculine/feminine roles across the sample. One of the most popular jobs for boys across our sample is often police and armed forces while teaching emerges as one of the most popular professions for girls.
- The trends for STEM related aspirations is largely similar. In keeping with popular theories around masculine and feminine roles, boys in our samples have preference for working with things, for example working as an Engineer or Scientist whereas girls seem to aspire to jobs working with people/caring professions for example working as a teacher, nurse, doctor or vet.
- In all countries in our sample, Maths or Science is in the top two favourite subjects among children (for girls and boys), apart from children in Australia and China.

- The general trends suggest that in some developing countries children have more practical and high professional ambitions (Doctor, Teacher), whereas in developed countries aspirations are often formed around celebrity culture (e.g. Sports person, a career in social media and gaming).
- Parents, and other members of extended family, are often the biggest influencer if the respondent indicated that they knew someone personally who did that job. The exception is in developing countries such as Uganda and Zambia, where teacher is often the biggest influence. If a young person did not know someone personally who did that job, TV/Film is the biggest influencer, again with exception of Uganda or Zambia. In *all* countries in our sample, less than 1% of children state they had heard about the job from a volunteer from the world of work coming in to school.

What can we do about it?

- A future career seems a long way off for most primary-age children. Making a connection between what they learn in primary school and the jobs they might one day pursue is not easy, particularly for those from challenging backgrounds, where local unemployment is high and horizons may be set low.
- Early intervention can be a very cost effective targeted way of raising children’s’ aspirations and broadening their horizons. The evidence suggests that giving children the chance to meet volunteers from the world helps them to see the meaning and relevance of the subjects they are studying at school work. Embedding experiences of the real-world in learning and the school curriculum can lead to increased motivation resulting in increased educational attainment. When they engage with children, volunteers are routinely perceived as speaking from a vantage point of real authority: who better to testify how numeracy is used outside of the classroom, after all than someone who earns a wage to apply it in a workplace? Volunteers from the world of work can also play a key role in providing children with role models and tackling stereotyping around gender and ethnicity and help ensure that children at a young age don’t start ruling out options for themselves. Instead the aim is to show children the vast range of opportunities open to them and ensure they don’t; start ruling out options for themselves at young age. This is at the heart of [Primary Futures](#) developed by Education and Employers – giving primary schools access to a vast range of volunteers from the world of work.



Notes from our partners

ANDREAS SCHLEICHER

Director of Education and Skills, OECD



The next generation of children will need to create jobs, not just seek jobs. They will draw on their curiosity, imagination, entrepreneurship and resilience, the joy of failing forward. Their schools will help them discover their passions and aspirations, develop their potential, and find their place in society.

But that is easier said than done, and good reading, math and science skills are just part of the answer. To develop their dreams and invest the effort it takes to realise them, children need, first of all, to be aware of the world and the opportunities it offers them.

We often take that awareness for granted, perhaps because schools tend to be designed and run by people who succeeded in them. But *this report* paints a different picture. [Statistics](#) showed previously that more than one in five teenagers are looking to secure the 2.4% of new and replacement jobs in the UK economy that are predicted to be found in culture, media and sports occupations. More generally, over one-third of 15-16-year-olds career interests lie in just 10 occupations. And 7 out of the 'bottom 10' young peoples' occupation choices are actually well-paid jobs. *Drawing the Future* shows that primary children's aspiration is also concentrated around similar occupations.

It all starts early. When children between the age of 7 and 11 were asked to draw their future, the most popular job for UK children was a sportsman/woman, with 21% leading by a margin of over 10 percentage points over the next popular occupation; and the sportsman/woman was 10 times more highly rated than a nurse or health visitor (2%). Will these children invest the necessary effort to study tough subjects such as math and science when they don't see them related to their own aspirations?

Perhaps the most worrying finding of the *Drawing the Future* survey is the myopic view that children from disadvantaged backgrounds have about the possibility set of their futures. Their sense of awareness remains often limited to the jobs of their parents, and that holds across all countries taking part in this study, except Uganda and Zambia, where teachers were the biggest influencers.

Giving children a better sense of the world of work is not just a matter of social justice. It is also a matter of bringing the potential of the next generation fully to bear. At a time when our economies count on everyone's contribution, we cannot afford that disadvantaged youths rule themselves out of careers that they could successfully pursue. Having children know someone who did the job they aspire to turns out to be key, and schools can play such a powerful role in helping children meet more people from more occupations.

The drawings also show clear gender patterns. Boys have a preference for working with things, girls tend to priorities working with people. Over 4 times the number of boys wanted to become engineers compared to girls, and nearly double the number of boys drew scientists as their future jobs compared to girls in the sample. To be fair, the UK has done a lot to level the playing field. For example, 15-year-old boys and girls in the UK achieved the same science results in the global PISA test. But also in this age group far more boys than girls said they wanted

to become science and engineering professionals. So more science lessons may be missing the point. The question is rather how to make science learning more relevant to children and youths, including through broadening their views of the world by given them greater exposure to a wider range of occupations. Career counselling in secondary schooling comes far too late. It is clear from the drawings that children arrive in school with strong assumptions based on their own day to day experiences, which are shaped by ideas surrounding gender, ethnicity and social class. Those who still have doubts should watch the 2 minute *Redraw the Balance* film featuring 66 pictures of a firefighter, surgeon and a fighter pilot, of which 61 were drawn of men and just 5 with women.

So the future will need more primary schools with teachers who help children see their future and the value of learning beyond knowledge acquisition, who are designers of imaginative problem-based environments, who scaffold problem inquiry and nurture critical evaluation, and who bring in parents and volunteers from the world of work into instruction to show children the richness of life and work. Clearly, schools cannot do this alone, but they can play a key part, and the bottom line is that we owe all youths the education that wise parents want for their own children.



PROFESSOR BECKY FRANCIS

Director, UCL Institute of Education (IOE)



The world has certainly changed since the early second-wave feminist studies on children's gendered perceptions of occupations and working life – and indeed even since my own research on this topic, conducted over the turn of the millennium. As my own research showed, girls' occupational aspirations were already far higher and more diverse than had been the case in the 1970s and '80s. This study demonstrates that this trend has continued in the interim. The increased diversity and aspiration reflected in girls' choices (and increasing diversity for boys' choices too) is an important finding, and something we should celebrate. Nevertheless, this important report also shows that some trends present in the early research remain stubbornly entrenched to this day. Especially, the tendency for boys to be attracted to technical and physical occupations, and girls to be attracted to caring and creative jobs, remains evident. These preferences (and later, choices) reflect the different life experiences according to gender to which children are still subject, and the impact these different experiences and resources continue to have on children's identifications and preferences, including school and HE subject choices, and occupational interests.

This matters, for several reasons. Economically it is desirable to see jobs allocated on merit, rather than based on gender (or indeed, ethnicity or social class). More directly, as the report points out, some sectors face staff and skills shortages, which are compounded by the lack of uptake by women or men respectively. And at an individual level, such trends suggest that many people are still having their ambition and potential capped by horizons that are narrowed by gender.

Of course, given the report focuses on personal choice, there is less attention to the important issues of discrimination, and of workplace environments and cultures, that have been shown to deter and impede young women – and BAME and/or white working class young people – from entering certain sectors. The issue requires committed engagement from a range of stakeholders. In this regard, the report highlights the role of education, and of teachers, in challenging stereotypes and widening horizons. This is important, because at present research shows that rather than consistently challenging gender stereotypes, in some schools these are unthinkingly exacerbated. The report also rightly calls for earlier careers interventions to be supported. While I am sceptical of over-simplistic understandings of 'role modelling', my own research shows the importance for young people of seeing that things are actually possible 'for them', and as such the impact of inputs from non-stereotypical workers in different industries cannot be overstated.

You will enjoy reading this report! It provides an enormously timely and engaging update to the research on children's gendered occupational perceptions and aspirations. From as early as the beginning of the 1970s¹, feminist and other researchers have been using pictures in research with children on gender stereotyping – either asking children to draw pictures, or providing pictures to children for discussion. This report applies this approach to great effect, showing what children's drawings reveal about their perceptions, and also providing engaging reading. It is an important stimulation for educationalists to urgently reflect on classroom practice, and what can be done to ensure we are broadening young people's horizons.

¹ ESchlossberg, H. & Goodman, J. (1972) A Woman's Place: Children's sex-stereotyping of occupations, *Vocational Guidance Quarterly*, 20(4), 266-270.

ANN MROZ

Editor, Tes



We become what we see around us. The picture we draw for our future selves is one of what we know. So it's hard to dream of being something you have never seen, or don't know even exists.

Our children are encouraged to shoot for the stars but all the while, we glue their feet firmly to the ground. We tell them that if only they stretched a little higher, they will reach. But how can you reach what you cannot see?

Research has shown that far too early, children learn to define jobs by gender and rule out certain subjects and career routes. How can they fly if they are weighed down with the baggage of sexism and other people's limited ambitions?

I was not surprised, therefore, to see in this extensive survey that children's career aspirations are still influenced by gender stereotypes, but I was hugely saddened by it. In 2018, when we have our second female prime minister, girls are far more likely to select careers traditionally seen as "women's work", such as hairdressing, nursing and fashion design, while boys aspire to become mechanics, airline pilots and army officers. It only goes to show how deeply entrenched gender norms still are, even among very young children. And it doesn't help when even our second female prime minister describes home life as having "boy jobs" and "girl jobs".

However, there is a silver lining. In demonstrating the scale of the problem, Drawing the Future puts us in a great position to finally do something about it. It is clear from the data gathered that gender stereotypes are already embedded by the age of 7, which means we must begin tackling them before this. Careers education is not something to save for college, or even secondary school; we must start earlier, at primary school and before.

We need to let little boys know that it's OK to want to become nursery teachers and show little girls that flying planes is something that they could do just as well as the boys sitting next to them. Getting a greater diversity of role models into schools will be part of the solution, but schools themselves have a big role to play, too.

The fact that "teacher" was the second most popular job among the primary-age children who took part in this survey is a testament to the positive experiences they have at school. Teachers are clearly important and influential figures in their lives. They play a huge in effecting change and that's why Tes is delighted to be involved with this project.

We have asked children to draw the future. It's now our responsibility to colour that picture in.

ANNE LYONS

President, NAHT.



For far too long the notion that primary age children are too young to begin to think about their futures and future opportunities has been an over played record. At long last there seems to be the developing understanding that starting early might just make sense. Not in terms of primary children making career choices but more about helping to raise children's aspirations and to help them understand there may well be a world and opportunities beyond the one they currently live in. As the report suggests, local circumstances and environment can influence a child's future ambition. Children can see the environment they live in as the norm and may have little incentive to break the mould. Maybe they do not even know how to? How do they know what's out there?

It is for that reason that in 2014 the NAHT were proud to become partners with Education and Employers charity in developing Primary Futures – a simple yet successful way of inviting volunteers from all walks of the world of work to come into school to work alongside teachers helping children to see beyond the horizon and how their primary school learning really is of future value ... not just to pass national tests!

It's incredible to me to see that despite the best efforts of many organisations, stereotyping and particularly that of gender seems to be as much of a challenge today as it always has been. Staggering in the 21st century! Looking for the reasons behind this may not be time well spent. Surely instead we should all look for solutions to remedy this going forward?

There is no doubt schools are well aware of the issues and are playing their part often in difficult circumstances. However, I do not believe they can do it alone, particularly when faced with curriculum challenges and an ever-changing educational landscape. This is where the valuable support from willing volunteers from all working backgrounds comes in. From apprentices to CEOs to, all have a story to tell to enthuse and excite the children and help to make learning relevant and bring it to life!

This report clearly shows the scale of the problem, but perhaps the solution lies in our own hands? There is little doubt that a partnership approach between the world of work and schools can have a major impact and, as this report suggests, should be a route we pursue together! We can't expect children to reach for the stars if we don't get rid of the mist which far too often conceals them.

This report should be the catalyst for positive change. I look forward to seeing the next report in a few years' time demonstrating that we took these issues seriously, and, for the good of all primary children and for the future of our country, we did something about it!

Acknowledgements

Education and Employers would like to thank the children, teachers, careers advisors and other school staff that took part in the *Drawing the Future* survey, a full list of participating schools is available in the attached annex. We would like to personally thank the staff and children at Branston Junior Academy in Lincolnshire and St Edmund Campion School in Maidenhead for taking part in an initial pilot of the drawing survey, from which we based the survey used throughout this report.

We would also like to thank our international partner organisations who worked tirelessly to recruit schools to take part in the survey in their respective countries:

- **Australia**
Adrian Rhodes – Director, Inspiring the Future
Australia
- **Austria**
Heather Tinsley – Subject teacher, European
School Vienna, Austria
- **Albania**
Adriana Laze – Subject teacher, Shaban Sheshori
School, Tirana, Albania
- **Belarus**
Vladimir Glazunov – Director, Gomel Regional
Center for Testing and Vocational Guidance
of Students and Olga Sikorskaya – Teacher,
Gymnasium no.22, Minks, Republic of Belarus
- **Bangladesh**
Madiha Murshed – Managing Director,
Scholastica
- **China**
Mavis Meng Wnejing – Head of Education
Policy Projects, Cultural and Education
Section of the British Embassy, Beijing, China
- **Colombia**
Jose Litto Revelo Calvache – Subject teacher,
Institución Educativa Escuela Normal
Superior de Putumayo, Colombia
- **Iceland**
Sidse Frich Thygesen – Senior Consultant, DEA
and Hulda Björnsdóttir – Head of Department,
Salaskóli school, Iceland
- **Indonesia**
Dera Nugraha – School Management
Specialist, Tanoto Foundation
- **Mexico**
Connie Fuentes Garrido – Founder and
Director of Human Rights Awareness
- **Pakistan**
Abdul Waheed – JS Aitchison College, Lahore,
Pakistan and Fatima Omer – Iqbal Campus,
Pakistan
- **Portugal**
Maria Jose Ferreira – Agrupamento de Escolas
Dr. Francisco Sanches, Braga, Portugal
- **Philippines**
Danthea Bani – Subject teacher, Southville 3A
Elementary School, Calabarzon, Philippines
- **Romania**
Mirela Spita – Primary school teacher, Scoala
Gimnaziala, Bacau, Romania
- **Russia**
Marina Shtoyk – Research manager, Teach for
Russia
- **Scotland**
Georgia Hughes – Wood Foundation
- **Serbia**
Tatjana Savic – Subject teacher, Nikola
Vukicevic School, Sombor, Serbia
- **Switzerland**
Andrea Delannoy – President and Founder at
MOD-ELLE, Lausanne, Switzerland
- **Uganda**
Lynne Pritchard, Ronnie Katzler – Redearth
Education, Uganda
- **Zambia**
Alitili Nickson - Kayele Secondary School,
Ndola, Zambia

We would also like to thank Matteo Schleicher, Steve Iredale, Richard Barrett, Katarina Wallin Bureau, Professor Prue Huddlestone and Dr Deirdre Hughes (OBE) for their support in completing this report.

Contents

Background to Drawing the Future	1
Why do children’s aspirations matter?.....	2
The impact of gender stereotypes on career aspirations.....	4
The impact of career aspirations on behaviour in school.....	5
‘Nothing in Common’.....	7
The survey	9
UK data.....	10
International data.....	13
Why drawing?.....	13
UK findings	15
Trends in careers aspirations	15
Gender stereotyping and gendered expectations.....	19
Career aspirations across age groups.....	23
Career aspirations across the UK.....	25
Career aspirations across ethnic group.....	25
Children’s favourite school subject	27
It’s who you know	29
Labour market projections	31
International findings	33
Larger sample sizes	35
Albania.....	35
Australia.....	37
Bangladesh.....	39
Belarus.....	42
China.....	44
Colombia.....	47
Pakistan.....	49
Portugal.....	51
Romania.....	54
Serbia.....	56
Uganda.....	58
Smaller sample sizes	60
Austria.....	60
Iceland.....	61
Indonesia.....	63
Mexico.....	64
Philippines.....	66
Russia.....	67
Switzerland.....	68
Zambia.....	69
Discussion	70
It’s who you know.....	73
Primary Futures.....	75
Conclusions	77
References	80
Annex 1	85
Annex 2	86
Annex 3	86

Background to Drawing the Future



Are the dreams, hopes and aspirations of children important? Do they shape who and what a child can become? The question, '*What do you want to be when you are older?*' has been asked to children and young people for generations with scant attention paid to the answer.

Only in recent years have the career aspirations which children begin to form in their primary and early years received any serious consideration from policymakers. This is despite studies over recent decades all coming to the same, resounding conclusion; the *perceptions* children have about certain jobs and careers are formed and often at a young age.

This international survey offers an opportunity to explore who primary-age children ideally want to become, and, what shapes (and often limits) their career aspirations and dreams for the future. The *Drawing the Future* survey used a simple template to combine drawing alongside a number of key questions to better understand what may be shaping the aspirations which some children hold.

Specifically, the survey asked children aged between 7 and 11-years-old to draw what they wanted to be when they were older, and asked where they heard about that job, was it through their parents or someone they knew? Or, were they influenced by other non-familial and local influences such as the internet, television and/or social media?

In reviewing contemporary and historical research literature, the following sections seek to address doubts about whether the career aspirations of children warrant attention. The literature highlights how these aspirations, often influenced by social background and gender stereotyping, have been shown to impact the perceptions and ideas children have about certain jobs and the pathways required to reach them.

Section two of the report then outlines the methodology and measurements used, including a short explanation of why we chose to ask children to draw their aspirations. This is followed by a breakdown of the UK findings, where we explore whether any patterns exist in children's aspirations according to their gender, age and social background. We then build on our previous work exploring the aspirations of secondary school pupils, to assess whether the aspirations of primary-age children align in any way with the labour market demands and whether the aspirations of children and young people become more aligned over time. Following section four, which outlines the findings from 19 further countries, we investigate what is influencing the aspirations of children and what can be done to broaden these aspirations, highlighting the importance of interactions with volunteers from the world of work.

Why do children's aspirations matter?

It has been argued that children's ideas about the work they might do as adults are unlikely to give any indication of what they might actually do in the future.² Assumptions that children's career ambitions may be transitory may have dissuaded researchers from focusing on them in the past. Early career ideas of primary-age children can, and should naturally be tentative and may be slightly imaginative. However, while these aspirations may not be entirely realistic, they can be used to fruitfully investigate children's perceptions of and ideas about adult work.³

Findings from various fields suggest that there is in fact a need to understand primary education better and start engaging earlier. Research over the last 30 years has explored how gender interacts with early perceptions about

² Gore, J. et al. (2016). Unpacking the career aspirations of Australian school students: towards an evidence base for university equity initiatives in schools. *Higher Education Research and Development* 36(7), 1383-1400.

³ Hutchings, M. (1993). '*What will you do when you grow up?*': *Some origins of primary school children's ideas about work*. London: Primary Schools and Industry Centre, University of North London.

jobs and future roles, raising repeated concerns about children being channelled into lifelong gendered pathways via gendered educational and occupational preferences.⁴ Akerlof and Kranton introduced identity and gender identity in an economic model of behaviour analysing how it influences individuals' economic outcomes.⁵ The notion of beliefs is used in Breen and Garcia-Penalosa in order to explain the occupational segregation happening in the labour market in ten OECD countries.⁶ According to these studies, men and women have different beliefs on their probability to succeed and will choose their career path according to these beliefs, which are in turn transmitted from one generation to the other.

The character of aspirations is also rooted in young people's sense of what is 'reasonable' and 'natural' for 'people like me' to pursue. Children come into schools with assumptions which have emerged out of their own day to day experiences: experiences which are routinely shaped by ideas surrounding gender, ethnicity and social class.⁷ By the age of eight, girls and boys routinely develop gendered ideas about jobs and careers, with long term implications. Such "naïve early understandings have already turned them," argue Gutman & Akerman from their review of research literature on gender and aspiration "towards some possible futures and away from others."⁸

Research has also more broadly argued that the "early years of a child's life are a key time in [their] formation and development".⁹ The attitudes formed by children shape their later behaviour in ways of ultimate economic importance. Looking at interest in science, for example, a King's College London research team, led by Professor Louise Archer, has shown that longitudinal tracking finds that students who do not express STEM related aspirations at age 10 are unlikely to develop STEM aspirations by the age of 14. Consequently they are less likely to pursue science subjects, achievement in which is related with higher adult earnings.¹⁰ To Archer, and to other researchers, for instance, McMahon and Watson, the aspirations expressed by young people reflect the complexity of their own emerging identities.¹¹ Hughes et al undertook a detailed international literature review on careers education and found that careers education is optimally facilitated when interventions are personalised and targeted to individuals' needs from an early age.¹² They indicate: "There is compelling evidence that career learning should begin in primary school and continue through adulthood, however very few high-quality intervention studies focused on primary pupils were identified" (p.3).

And yet, even with the growing body of evidence highlighting the significance of this period, successive policies in the UK since 2012 have failed to adequately focus on careers work in primary schools as a key arena in which issues of social mobility and inequality can be addressed. This is reflected in the share of spending allocated to

⁴ Kelly, A. (1989). "When I grow up I want to be a...": A longitudinal study of the development of career preferences. *British Journal of Guidance and Counselling* 17, 179-200.; Holland, J. (1987). *Girls and occupational choice: In search of meanings. Girls and occupational choice working paper No 10*. London: University of London, Institute of Education; Francis, B. (1998). *Power Plays: Primary School children's constructions of gender, power and adult work*, Stoke-on-Trent: Trentham Books.

⁵ Akerlof, G. A. and Kranton, R. E. (2000). Economics and identity. *Quarterly Journal of Economics* 115(3), 715-753.

⁶ Breen, R. and Garcia-Penalosa, C. (2002). Bayesian learning and gender segregation. *Journal of Labor Economics*, 20(4), 899-922.

⁷ Gottfredson, L. (2002) "Gottfredson's Theory of Circumscription, Compromise and Self-Creation" in Brown, D. ed. *Career Choice and Development*. San Francisco: Jossey-Bass; Archer, L., DeWitt, J., Osborne, J., Dillon, J., Willis, B. and Wong, B. (2010). "'Doing' Science versus 'Being' a Scientist: Examining 10/11-Year-Old Schoolchildren's Constructions of Science through the Lens of Identity" *Science Education* 94: 617-639; Skelton, C., Francis, B. & Valkanova, Y. (2007) *Breaking Down the Stereotypes: gender and achievement in schools* (Manchester: Equal Opportunities Commission);

⁸ Gutman, L. M. and Akerman, R. (2008). *Determinants of Aspirations*. London: Institute of Education Centre for Research on the Wider Benefits of Learning

⁹ Gutman, L. M. and Akerman, R. (2008). *Determinants of Aspirations*. 8.

¹⁰ Archer, L., Osbourne, J., DeWitt, J., Dillon, J. and Wong, B. (2013). *ASPIRES: Young People's science and career aspirations, age 10-14*. London: King's College

¹¹ Watson, M. and McMahon, M. (2005) 'Children's Career Development: A research review from a learning perspective', *Journal of Vocational Behavior*, 67, 119-132.

¹² Hughes, D., Mann, A., Barnes, S-A., Baldauf, B., and Mc Keown, R. (2016) *An International Literature Review: Careers Education*, on behalf of the Education Endowment Foundation (EEF), London.

primary education compared to secondary. According to recent data from the Institute for Fiscal Studies, the UK government spends around a third *more* per pupil on secondary education compared to primary.¹³

Moreover, recent reports and speeches on social mobility have, until very recently, seldom mentioned primary schools. The UK Coalition Government's *Opening doors, breaking barriers: a strategy for social mobility* (2011) and then more recent reports including those by the House of Lords Select Committee (2016) and the Social Mobility Commission (2017) for example make little reference to the vital role that primary schools play in raising aspiration, broadening horizons and connecting children's learning to their future lives. Policy does, however, seem to be slightly shifting towards a greater focus on earlier careers interventions. For example in December 2017 the Department for Education published its *Careers Strategy* in England, which emphasised the importance of early primary years interventions and recommends that schools should begin to raise aspirations and challenge stereotypes about the people who do different jobs.¹⁴ If we are to improve social mobility, and gender and ethnic equality, in both the UK and internationally, particular emphasis needs to be placed on addressing the perceptions children hold about certain jobs and opportunities while they are still at primary school.

The impact of gender stereotypes on career aspirations

Despite the fact that women today are employed in greater numbers and in a wider range of roles and occupations than ever before, children still tend to think of particular careers as 'male' or 'female'. This conscious and unconscious classification system, which starts at an early age, means young men and young women often rule themselves out of careers that they might otherwise successfully pursue.¹⁵ It also means that industries and employers do not benefit from all the talent that is potentially available to them.¹⁶

This project builds on our two-minute film, *Redraw the Balance*, which provocatively captures how, early on in their education, children already define career opportunities as male and female. When asked to draw a firefighter, surgeon and a fighter pilot, 61 pictures were drawn of men and only 5 were female. In only three months, *Redraw the Balance* achieved 25 million views.



¹³ Belfield, C., Crawford, C., and Sibieta, L. (2017). *Long-run comparisons of spending per pupil across different stages of education*. London: Institute of Fiscal Studies.

¹⁴ Department for Education. (2017). *Careers strategy: Making the most of everyone's skills and talents*. London: Department for Education.

¹⁵ Flouri, E. & Panourgia C. (2012). *Do primary school children's career aspirations matter? The relationship between family poverty, career aspirations and emotional and behavioural problems*. Centre for Longitudinal Studies Working Paper 2012/5. London: Institute of Education.

¹⁶ Gaskell, J. (1992) *Gender Matters From School to Work* (Buckingham, Open University Press); Miller, L. and Budd, J. (1999) The development of occupational sex-role stereotypes, occupational preferences and academic preferences in children at ages 8, 12 and 16, *Educational Psychology*, 19(1), pp. 17–35; McQuaid, Ronald W., and Bond, Sue. (2007) Gender stereotyping in schools - young people and career choices. In: WES Conference, 12th -14th September 2007, Aberdeen.

These findings worryingly reiterate findings from research in previous decades. And recent analysis published in 2017 by KidZania reiterates this notion that gender bias in the talent pipeline does indeed start early. KidZania is a child-sized city where visitors from the age of four to 14 choose realistic jobs and activities which they have an interest. Their research tracked which jobs and activities 61,000 children who attended their London branch would like to take part. The data exposes a predictable gender split, boys opted for engineering and sports coaching while girls selected roles such as beautician or runway model. The same research found that the choices made at 14-years-old by both genders were strikingly similar to those made by four-year-olds.¹⁷

The UK-based ASPIRES project also sheds new light on the understanding of how children's aspirations develop over the 10-14 age period, exploring in particular what influences the likelihood of a young person aspiring to a science-related career. Drawing upon almost 19,000 surveys as well as a sample of longitudinal interviews the data gives an important insight into what may be preventing certain children from taking up science subjects while at school. The data highlights that girls are far more likely to aspire to arts-related and 'caring' careers. Among 12-13-year-old students, 18% of boys and 12% of girls aspire to become scientists – in comparison, 64% of girls aspire to careers in the arts. Girls who define themselves as 'girly' (highly feminine) are particularly unlikely to aspire to a career in science. Girls who do aspire to science and STEM-related careers tend to be highly academic and are more likely to describe themselves as 'not girly'. Those 'girly' girls who do aspire to science careers at age 10/11 tend to either drop or change these aspirations over time.⁹ According to this evidence, traditional or conventional ideas about jobs are cemented at a in a child's mind at a young age and prevail well into their teenage years.

The impact of career aspirations on behaviour in school

Research has shown that children's aspirations may also be used to demonstrate how a child's ideas about a particular career or job can have a profound impact on the academic effort a young person exerts. Researchers working on the ASPIRES project noted that science related careers are routinely seen as 'only for the brainy few'. Due to the association of 'cleverness' with white middle-class masculinity¹⁸, and the close association between science and 'braininess', the authors suggest that female, working-class and some minority ethnic students may be less likely to imagine themselves following science careers – even though they like science and aspire highly.⁹

Another study, published by the academic journal *Science*, showed that gender stereotypes about intellectual brilliance or 'smartness' also begin early. The research tested 400 children in the US from a range of backgrounds and revealed that, while girls were more likely to associate their gender with getting good grades and working hard, they did not appear to link this to their own intellectual abilities. The research found that by the age of 6, girls were less likely than boys to believe members of their gender are "really really smart". In fact, 6 and 7-year-olds girls avoided participating in activities that were labelled for children who are "really really smart".¹⁹

Moreover, the ambitions which children identify have also been shown to give a good indication of how a young person acts and behaves while at school. Drawing on UK longitudinal data, Flouri and Panourgia found that primary school children with higher career aspirations were less likely to have behavioural or emotional problems

¹⁷ Graus, G. (Forthcoming). "Children can only aspire to what they know exists." *Making role-play real play: Building a creative approach to social mobility*. KidZania and Havas Helia.

¹⁸ Francis, Archer, A., Moote, J., DeWitt, J., Yeomans, L. & MacLeod, E. (2016) Perceptions of Gender Issues in Access to Physics: The Construction of Physics as a Quintessentially Masculine Subject, *Sex Roles*. Volume 76, *Issue 3–4*, pp 156–174
<http://link.springer.com/article/10.1007/s11199-016-0669-z>

¹⁹ Bian, L., Leslie, S-J., and Cimpian, A. (2017). Gender stereotypes about intellectual ability emerge early and influence children's interests. *Science* 355 (6323), 389-391.

while at school.²⁰ After controlling for socio-economic background and prior attainment the authors argue that early aspirations, may, therefore, be a very good proxy for self-perceptions regarding academic competence. Huber et al.²¹ examine the impact of a five-day entrepreneurship education programme on primary school age Dutch participants. A total of 2,751 pupils were randomly allocated to control and intervention groups by class. The study found significant positive impact on the non-cognitive entrepreneurial skills of pupils (for example, risk-taking, creativity, self-efficacy).

Despite the fact that stereotypes form large parts of the debate when gender issues are addressed, the difficulty associated with their measurement may explain the limited literature investigating just how far they impact young people's lives. A 2017 study by researchers at Aix-Marseille University sought to do just that, the study used PISA data to quantify the existence and impact of gender stereotypes at school. Though the study assesses slightly older pupils (15-years-old) the findings remain relevant for primary-age learners, highlighting how self-perceptions and gender-orientated expectations of others influence children's perceptions of their abilities.²² The authors remove any other type of stereotype threat by controlling for numerous variables such as;

- family background, among which we can find information on the immigration status,
- the wealth or cultural possession of the family
- the behaviour in mathematics is also reported (homework completed on time, paying 11 attention in class, and so on).

The 2012 wave of PISA in mathematics provides a large set of variables concerning mathematics. Several questions are asked to students about their level of confidence in solving mathematical related exercises. The level of confidence exhibited by boys was substantially higher than that of girls, who feels "very confident" more than girls.¹⁹ It could be argued that this difference is driven by the gap in boys' and girls' mathematical abilities: If boys exhibit higher level of self-confidence it might be due to the fact that boys are better at mathematics. The authors refute this argument and in a second step, compute the distance between self-assessed abilities and real ones by subtracting PISA scores, which estimates students mathematical proficiencies to their estimated index of self-confidence. The distance is significantly different between both genders in favour of men who have a tendency to overestimate their mathematical abilities. By controlling for characteristics and mathematical capabilities, the authors argue that this difference in self-confidence can be attributed to stereotypes and gender-oriented-expectations.¹⁹

In another study by the OECD, the authors highlight that girls perform less well in PISA mathematics tests than boys and tend to report lower levels of self-confidence in their mathematical ability and higher levels of anxiety towards mathematics. However, this gender gap in performance disappears when girls have similar levels of self-confidence in, and anxiety towards, mathematics as boys, which suggests a clear need to build girls' self-confidence in mathematics and more generally.²³

Recent survey data seems to corroborate these findings. In a survey of more than 1,900 girls and young women between the ages of seven and 21, conducted by the charity Girlguiding, it was revealed that over half – 51% - of girls interviewed between the age of seven and 10 said that gender stereotypes affected how much they participated in lessons.²⁴ Given the work by researchers at ASPIRES and other leading researchers, it is likely that not only are these early impressions of careers are highly gendered and influenced by social class, they also appear to be hard to shift over time.

²⁰ Flouri, E. & Panourgia C. (2012). *Do primary school children's career aspirations matter? The relationship between family poverty, career aspirations and emotional and behavioural problems.*

²¹ Huber, L., Sloof, R., and Van Praag, M. (2012). The effect of early entrepreneurship education: Evidence from a randomized field experiment. *European Economic Review*, 72, 76-97 In Hughes, D., Mann, A., Barnes, S-A., Baldauf, B., and Mc Keown, R. (2016) *An International Literature Review: Careers Education*. London: Education Endowment Foundation, 80.

²² Benzidia, M. (2017). *If I were a boy: Gender stereotypes at school*. Marseille: Aix-Marseille University

²³ OECD. (2015). *The ABC of Gender Equality in Education: Aptitude, Behaviour, Confidence*. OECD: Paris.

²⁴ Girlguiding. (2017). *Girls Attitudes Survey*. London: Girlguiding

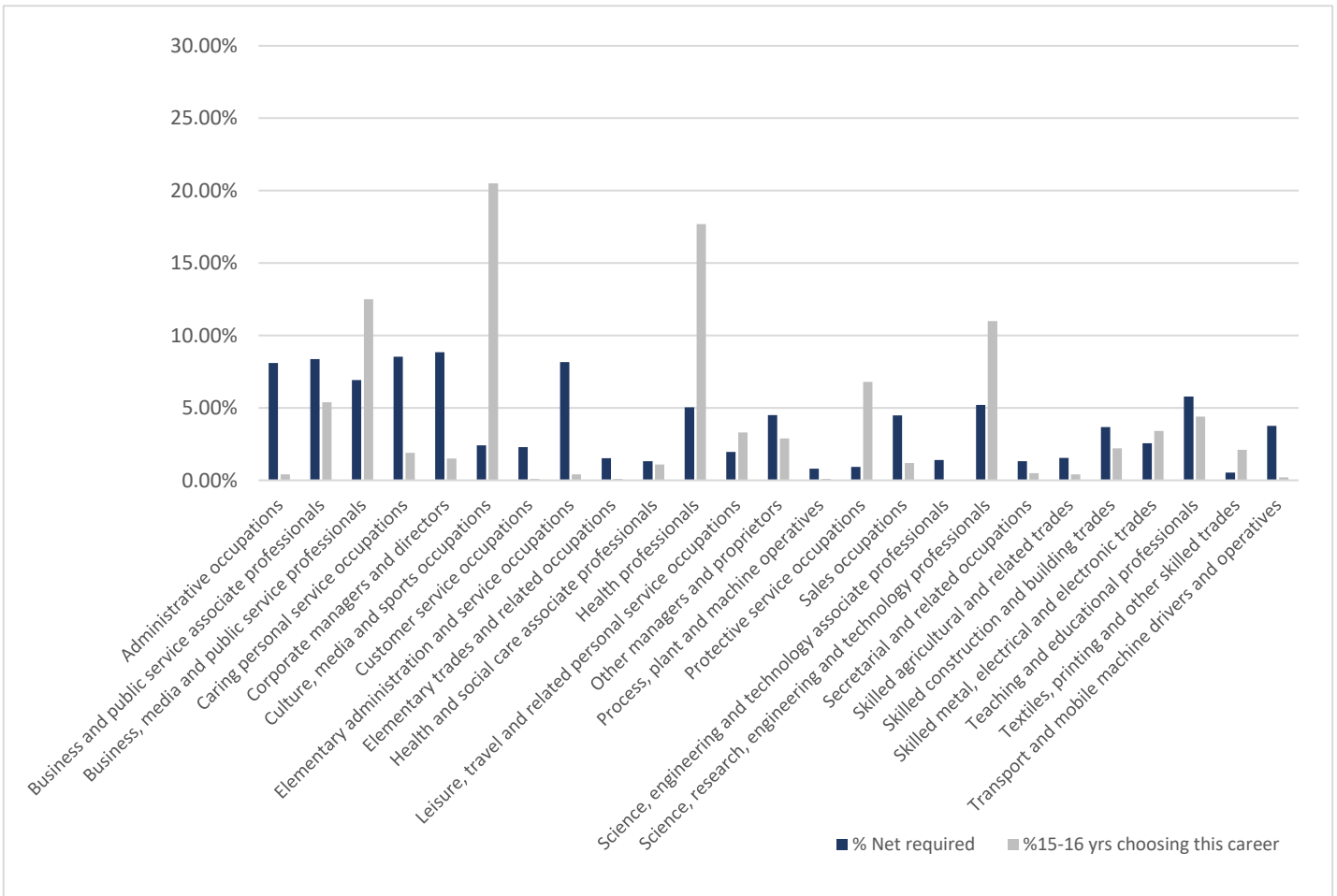
‘Nothing in Common’

Concerned by the importance of children’s career aspirations, Education and Employers decided to adapt one of our previous research methodologies for secondary school pupils to primary-age children. We looked to build on the concepts used in a 2013 report *Nothing in Common: The career aspirations of young Britons mapped against projected labour market demand (2010-2020)* by Education and Employers in collaboration with the UK Commission for Employment and Skills (UKCES) and B-Live. The report asked a simple question: is there any alignment between the career aspirations of young people, aged between 15 and 16, and the best estimates of actual demand within the current and future workforce?

Results from the data provided a picture of employment prospects (relating to some 13.5 million jobs in all) by industry, occupation, qualification level, gender and employment status for the UK up to 2020. Launched by Sir Martin Sorrell, the report assessed whether the individual decisions of teenagers aggregate into an overall picture that reflects realistic opportunities in the world of work now and in the future.

Drawing on a survey of over 11,000 young people, the authors mapped teenage aspirations with projected labour market demand. The report found that there was effectively ‘nothing in common’ between the aspirations of teenagers and the jobs that await them when they transition from school to work. In doing so, it raised concern about the massive information gap between what young people know about the careers and opportunities open to them and the actual jobs that exist.

Figure 1: Career Aspirations of young people aged 15-16 mapped against projected labour market demand (2010 – 2020)



More than a fifth (21%) of teenagers aged 15-16 may be competing to secure the 2.4% of new and replacement jobs in the UK economy that are predicted to be found in Culture, Media and Sports occupations. Similarly, over one-third of 15-16 year olds career interests lie in just 10 occupations. The statistics show that 7 out of the 'bottom 10' young peoples' occupation choices are actually well-paid jobs (earning above the median UK salary in 2012 of £21,473). Occupations such as Personnel/HR, Surveyor and Speech Therapist feature in this 'bottom 10' offering annual salaries more than the UK's then median average salary (£21,473).²⁵ This "misalignment" could mean long-term problems for young people, the report says, because they are making decisions about qualifications and subjects with little awareness of the jobs market ahead of them.

The *Drawing the Future* survey seeks to build on these findings. As the research highlights, ideas about certain careers which young people have as children are often carried into their teenage, decision making years. If future skills shortages are to be filled, it may be worth exploring a hitherto untested route: helping primary-age children understand a range of non-stereotypical roles alongside sectors and occupations which may not be 'fashionable' with young people, but will be prominent in the future. That is not to say that children should choose careers at primary, or indeed be encouraged to do so. Rather, they need to see the opportunities the world presents, the relevance of subjects they are studying, and therefore be motivated to learn keep as many options open, for as long as possible. Later on in the report, the career aspirations children outlined for this report have been mapped against projected labour market demand to see if any misalignment exists.



²⁵ Mann, A., Massey, D., Glover, P., Kashfepakdel, E.T., and Dawkins, J. (2013) *Nothing in Common: The career aspirations of young Britons mapped against projected labour market demand (2010-2020)*

The survey



UK data

This report draws on the responses of 13,070 primary school children from the United Kingdom and Channel Islands. From September to December 2017 children aged 7 to 11 from 146 primary schools were asked to draw a picture of what they wanted to do when they were older. A small number of responses (~0.5%) were excluded as it was not possible to identify the school of the respondent or they recorded an age below 7. Of the 13,070 respondents, 11,786 (90.2%) children drew a picture indicating their dream career whilst the remaining 1,284 (9.8%) either did not draw a job, or drew a job that was not identifiable within our category of careers. Respondents were also asked to write in a free text box which career or job they wanted to be when they grew up. The research team then coded these jobs according to the list of 69 occupations given to young people responding to the 2013 *Nothing in Common* report, these occupations were drawn from UKCES occupation data and the Standard Occupation Classification (SOC) codes used by the UK Government..

Respondents were then asked to record their age, gender, favourite school subject and ethnicity. In each primary school, a member of teaching staff was asked to note down what region of the country they were in and the percentage of their students that were eligible for Free School Meals (FSM).²⁶ This information allowed us to explore the influence of a student’s gender, who they know or the socio-economic neighbourhood of their school on what they want to be when they grow up. Finally, the survey asked whether the child knew anyone who did the job they wanted to do when they were older (e.g. family member, friend, teacher), and, if not, how did they hear about the job (e.g. through television, social media, books).

The sample contains an equal mix of ages, with a slightly larger share of participating children coming from the upper age ranges. In terms of gender, the sample is split broadly in line with current Department for Education school and pupil statistics in England. Again, the regional breakdown shows a good mixture apart from Northern Ireland, where only one school of 19 students took part. Relative to population distribution data, the North West and Yorkshire and the Humber are most over-represented, while Scotland and Wales are most under-represented.²⁷ The sample is predominantly made up of non-selective state primary schools, while independent or fee-paying schools make up just over 1% of the sample. As a result, our sample slightly under represents independent schools according to current Department for Education and Independent Schools Council data, which estimates that independent primary schools make up roughly 3% of the total primary schools in the England.²⁸



²⁶ To gather this information children were asked to tick boxes on the bottom part of survey. In our instructions to teachers we asked that they provide support for the children in answering the more difficult demographic questions, particularly ethnicity.

²⁷ Department for Education. (2017). *Schools, pupils and their characteristics*. London: Department for Education

²⁸ Department for Education. (2017). *Schools, pupils and their characteristics*. London: Department for Education; Independent Schools Council. (2017). *Independent Schools Council: 2016/17 key figures*. London: Independent Schools Council

Table 1. Age of UK respondents

Age of respondents	Drew an occupation		Did not draw an occupation		Total respondents		England primary school data ²⁶
	Count	As a % of that age group	Count	As a % of that age group	Count	% of total respondents	
7	2237	89.7%	257	10.3%	2494	19.1%	26.6%
8	2855	91.0%	283	9.0%	3138	24.0%	25.6%
9	3023	90.9%	303	9.1%	3326	25.4%	24.2%
10	2881	89.4%	343	10.6%	3224	24.7%	23.6%
11	564	88.7%	72	11.3%	636	4.8%	0.1%
Did not disclose age	226	89.7%	26	10.3%	252	1.9%	/
Total	11,786	90.2%	1284	9.8%	13,070	100.0%	100%

Table 2. Gender of UK respondents

Gender	Drew an occupation		Did not draw an occupation		Total respondents		England primary school data ²⁶
	Count	As a % of that gender	Count	As a % of that gender	Count	% of total respondents	
Boy	5716	90.1%	645	9.9%	6342	48.5%	50.9%
Girl	5981	90.2%	626	9.8%	6626	50.6%	48.1%
Did not disclose gender	89	87.3%	13	12.7%	102	0.8%	/
Total	11,786	90.2%	1284	9.8%	13,070	100.0%	100%

Table 3. Ethnicity of UK respondents

Ethnicity	Drew an occupation		Did not draw an occupation		Total respondents		England primary school data ²⁶
	Count	As a % of that ethnicity	Count	As a % of that ethnicity	Count	% of total respondents	
Asian/Asian British	1825	93.9%	117	6.1%	1942	14.9%	10.6%
Black/African/Caribbean/Black British	497	92.7%	39	7.3%	536	4.1%	5.7%
Mixed / Multiple ethnic group	395	90.3%	42	9.7%	437	3.3%	5.7%
Other ethnic group	258	92.1%	22	7.9%	280	2.2%	2.2%
White – English, Welsh, Scottish, Northern Irish, British	5706	88.8%	715	11.2%	6421	49.1%	67.9%
White – Other	790	90.9%	79	9.1%	869	6.6%	7.1%
Did not disclose ethnicity	2315	89.5%	270	10.5%	2585	19.8%	/
Total	11,786	90.2%	1284	9.8%	13,070	100.0%	100%

Table 4. Region of UK respondents

Region	Drew an occupation		Did not draw an occupation		Total respondents		UK population data ²⁹
	Count	As a % of that region	Count	As a % of that region	Count	% of total respondents	
East Midlands	608	87.0%	91	13.0%	699	5.3%	6.9%
East of England	544	89.6%	63	10.4%	607	4.6%	8.9%
London	1760	92.2%	148	7.8%	1908	14.6%	12.8%
North East	649	92.2%	55	7.8%	704	5.4%	4.0%
North West	2016	91.2%	196	8.9%	2210	16.9%	10.8%
South East	1664	88.7%	211	11.3%	1875	14.3%	13.2%
South West	952	87.2%	141	12.9%	1092	8.4%	8.1%
Wales	171	85.1%	30	14.9%	201	1.5%	4.7%
West Midlands	502	87.2%	75	13.0%	576	4.4%	8.5%
Yorkshire and the Humber	1779	93.1%	131	6.9%	1910	14.6%	8.0%
Isle of Man	191	89.7%	22	10.3%	213	1.6%	0.1%
Northern Ireland	17	89.5%	2	10.5%	19	0.1%	2.9%
Scotland	664	87.7%	89	11.8%	757	5.8%	8.2%
Did not disclose region	269	90.0%	30	10.0%	299	2.3%	/
Total	11,786	90.2%	1284	9.8%	13,070	100.0%	100%

Table 5. Percentage of students eligible for Free School Meals (FSM)

Percentage eligible for (FSM)	Drew an occupation		Did not draw an occupation		Total respondents		England primary school data ²⁶
	Count	As a % of that FSM bracket	Count	As a % of that FSM bracket	Count	% of total respondents	
0-10%	3096	88.2%	416	11.8%	3512	26.9%	*Breakdown unavailable, average % eligible for FSM in England: 15.3%
11-20%	1906	89.3%	228	10.7%	2134	16.3%	
21-35%	2498	90.8%	252	9.2%	2750	21.0%	
35-50+%	2495	93.0%	189	7.0%	2684	20.5%	
Did not disclose	1791	90.0%	199	10.0%	1990	16.0%	
Total	11,786	90.2%	1284	9.8%	13,070	100.0%	

²⁹ Office for National Statistics (ONS). (2011). *Region and Country Profiles, Key Statistics - October 2011*. London: ONS.

International data

The report also includes the responses of just under 7,000 children from 19 countries outside of the United Kingdom. These are:

Albania	Iceland	Russia
Australia	Indonesia	Serbia
Austria	Mexico	Switzerland
Bangladesh	Pakistan	Uganda
Belarus	Philippines	Zambia
China	Portugal	
Colombia	Romania	

The survey was advertised to schools in the UK by the *Tes* and the NAHT and to schools and education organisations around the world primarily via the OECD and interested organisations were provided details on how to participate. Therefore, the schools and the range of countries included in this report, though diverse, is ultimately self-selected, rather than representative. As a result, the sample is noticeably lacking in countries from the MENA (Middle East and North Africa) as well as countries that are regarded by the OECD as having particularly effective education systems such as Finland, Norway and Singapore. Any follow up study or investigation could potentially look to involve these and other countries.

It is important to note that the international findings included in this report are based on a small sample (in most countries around 500 children, though in certain countries the number is lower) and they therefore should not be seen as being representative of children's aspirations in each participating country. As such, the data offers a glimpse of the career aspirations children have, but cannot replace a detailed analysis of the career aspirations in each country. We hope that some countries may be inspired by this work to run larger studies to better understand their own population and to take part in any subsequent international survey.

The international version of the survey asks respondents and their teachers largely identical background questions to those participating in the United Kingdom. The only difference being that the children were asked which language they spoke at home and at school, while teachers in non-UK schools were asked to describe their location as urban, rural or remote. In each participating country, an organising party or body was responsible for finding a number of schools to take part in the survey. Therefore, the data for each country is based, where possible, on the responses of children from multiple schools.

Why drawing?

One question remains, why use drawing? Why ask children to draw, rather than write their aspirations on a survey or answer questions from an interviewer? Psychological research and academic studies shed light on the advantages of using illustrations and provide a strong methodological basis for using them to survey primary-age children. Butler et al explore whether drawing helps children remember more after a particular event.³⁰ In this study the researchers staged two 'memory events' and asked children in a drawing group and an interview group to recall what they remembered. Their analysis suggests that drawing allows children to describe what would seem to be routine aspects of an event. In essence, they suggest that drawing allows children to 'tell a better

³⁰ Butler, S, Gross, J and Hayne, H. (1995). The effect of drawing on memory performance in young children. *Developmental Psychology*, 31(4): 597–608

story'. When children come to recalling how they heard about a career, the literature suggests that drawing may allow them to more accurately remember who, or what, influenced their aspirations.

Academic literature also highlights how drawing can be used to elicit information from children who are usually reasonably shy. In their study which similarly explored children's aspirations in primary school, Chambers et al noted in their observations that drawing appeared to help children feel confident to express their opinions without feeling intimidated or steered by the agenda of researchers or teachers.³¹ Einarsdottir and colleagues also observed children's responses to being asked questions about childhood memories, noting the differences in using drawing or face-to-face interviewing. The researchers noted that drawing can provide a focus that enables children to interact on their own terms – for example by not necessarily maintaining eye contact with an adult.³² Moreover, it is a method previously shown as effective in researching children's perceptions of the world of work. As part of the instructions given to teachers, we were explicit in asking teachers to avoid giving advice and guidance on what they should draw (see Annex 2). It was hoped that this would go some way in mitigating the risk of teachers potentially influencing or biasing the responses given by children.

Drawing and other similar methods also allow an inclusivity which other research methods are unable to provide. It is useful as an almost universal activity of children, which is 'fun' for them and does not require strong written or verbal skills for those taking part.



³¹ Chambers, F., Machalepis, M., and Martinez, M. M. (2011). 'Using drawing to explore children's aspirations in a primary school' in Miles, S., and Ainscow, M. (eds). *Responding to diversity in schools: An inquiry-based approach*. Abingdon: Routledge.

³² Einarsdottir, J., Dockett, S. and Perry, B. (2009). Making meaning: Children's perspectives expressed through drawings *Early Child Development and Care* 179 (2), 217-232.

UK findings



Trends in career aspirations

In the following section, we attempt to explore the aspirations children have. In particular, we try to understand if, and how, children’s aspirations may be shaped by gendered expectations, their socio-economic background and who they may have met or seen.


Table 6 outlines the range of jobs children aspired to do when they were older, the table is ranked in order of the percentage of children who aspired to one day have that particular job. A full breakdown of the number of children drawing particular jobs is available in the attached annex. The coding we used in the analysis was designed to be consistent with the jobs outlined in the methodology in our previous 2013 *Nothing in Common* report, which explored the aspirations of UK teenagers. However, while carrying out the analysis it became apparent that the list of jobs may have been too granular for children of this age to comprehend, this may explain why certain specific professions are higher/lower in the list compared to similar jobs.



By a considerable margin (over 10 percentage points), the most popular job for children in the UK was either a sportsman or sportswoman with a total of 21.3% of children drawing it as the job they would like to do when they were older.

This is hardly surprising, in a time of mass exposure for athletics post-London 2012 Olympics and the increasing amount of TV screen time allocated to Premier League football, combined with continued spending on grassroots sports, young people are being exposed more than ever to stars of the sporting world.³³

³³ Sport England. (2017). 'Latest funding to keep nation active'. *Sport England*. October 2 2017. Available at: <https://www.sportengland.org/news-and-features/news/2017/october/2/latest-funding-to-keep-nation-active/> (Accessed 03 January 2018)



The outlook seems positive for STEM-related professions. In our sample, STEM-related careers ranked highly on as some of the top jobs which children aspired to become. Vet, Doctor, Scientist and Engineer (civil, mechanical and electrical) were the 3rd, 6th, 7th and 11th most popular jobs respectively.

In the UK and further afield, it is widely accepted that we need more people studying and working in Science, Technology, Engineering and Mathematics (STEM) at all levels. STEM industries are vital elements of the UK economy and are predicted to expand relative to other fields. There is widespread consensus that there is a STEM skills gap and that this gap is growing.³⁴ There is a lack of both graduates and technically qualified workers in particular STEM sectors, and a fear that this will impact negatively on the UK's long term economic competitiveness. Hughes et al. highlight evidence from labour force projections from Working Futures (2014-2024) predict annual growth in total employment of 0.5% for the UK. Skills shortages are particularly acute in construction, but also strong across the science and engineering, ICT and manufacturing sectors. Demand for science, research, engineering, and technology professional occupations across the UK was projected to expand by 12.7 per cent (218,000 people) between 2014 and 2024, and for science, research, engineering, and technology associate professional occupations – by 5.3 per cent (30,000) over the same period.³⁵

A number of children in our sample also aspired to one day have a health-based job, though the percentage share is significantly lower than either a sportsperson or teacher, with nearly 5% of young people wanting to become Doctors and a further 2% wanting to become Nurses/Health visitors and less than 0.5% wanting to become dentists, midwives and physiotherapists.

The issue, especially for the NHS, is not only increasing this number but also broadening the view of the jobs available in the healthcare sector. While a small percentage of children had broader health-based aspirations the numbers were very low (just 7 children wanted to become physiotherapists, and just 24 children had aspirations to become midwives). Though it may be that some of the children responding to the survey are too young to appreciate the difference between a nurse and a midwife, more work needs to be done by the NHS and social carer sector to make children aware of the range of jobs available for people with a variety of skills, rather than the simplistic view of the healthcare sector as being made up of only doctors and nurses. According to the accountancy firm PWC, the health sector is projected to grow by approximately 2% by 2025, one of the largest

³⁴ House of Commons: Science and Technology Committee. (2017). *Industrial Strategy: Science and STEM skills. Thirteenth report of session 2016-17*. London: House of Commons.

³⁵ Working Futures (2016) Table 4.5, p. 76. Expansion demand refers to the projected net change in employment levels, over and above 'replacement demand' (replacing members of staff who leave) In Hughes, D., Luchinskaya, D., Lyonette, C., & Siemers, O. (2017) *Gearing Up for STEM: Skills Strategy and Action Plan*, commissioned by Adviza in association with Thames Valley Berkshire Local Enterprise Partnership, March 2017 -

https://www.gov.uk/government/uploads/system/uploads/attachment_data/file/513801/Working_Futures_final_evidence_report.pdf

growing sectors.³⁶ With this projected growth, and the potential loss of skilled staff post-Brexit, there is a pressing need for the NHS and social care sector to meet the challenge of building a sustainable talent pipeline of staff and skills.³⁷

Table 6: Aspirations expressed by children, categorised and ranked. (excl. 9.8% non-respondents).

Rank	Job category	%
1	Sportsman/woman	21.3%
2	Teacher/Lecturer	10.9%
3	Vet	6.9%
4	Social Media and Gaming	5.7%
5	Police	5.2%
6	Doctor	5.2%
7	Scientist	4.2%
8	Artist	3.9%
9	Singer/Musician	3.8%
10	Army/Navy/Airforce/Firefighter	3.3%
11	Engineer (civil, mechanical, electrical)	2.5%
12	Chef	2.1%
13	Actor/Actress	2.0%
14	Hairdresser	2.0%
15	Dancer	1.7%
16	Nurse/Health visitor	1.6%
17	Fashion/jewellery/shoes/handbags designers	1.4%
18	Airline pilot	1.3%
19	Author	1.2%
20	Driver/Haulier	1.1%
21	Mechanic	1.1%
22	Retail sales assistant	1.0%
23	Beauty therapist	1.0%
24	Architect	1.0%
25	Lawyer (barrister/solicitor)	0.8%
26	Manager (e.g. in an office, factory, shop, hotel)	0.7%
27	Dentist	0.7%
28	Astronaut	0.6%
29	Builder	0.5%
30	Farmer	0.5%
31	Archaeologist	0.4%
32	Businessman/woman	0.4%
34	TV/radio presenter/DJ	0.4%

Rank	Job category	%
35	Paramedic	0.3%
36	Care worker	0.3%
37	Graphic designer	0.3%
38	Accountant	0.2%
39	Pharmacist	0.2%
40	Midwife	0.2%
41	Social worker	0.2%
42	Banker	0.2%
43	Waiter	0.2%
44	Optician	0.2%
45	Office admin/Receptionist	0.2%
46	Politician	0.2%
47	TV work (not presenter)	0.2%
48	Carpenter/joiner	0.1%
49	Sales consultant	0.1%
50	Journalist	0.1%
51	Physiotherapist	0.1%
52	Psychiatrist	0.1%
53	Plumber	0.1%
54	Factory worker	0.1%
55	IT consultant	<0.1%
56	Hotel worker	<0.1%
57	Miner	<0.1%
58	Ambulance worker	<0.1%
59	Marketing	<0.1%
60	Glazier	<0.1%
61	Advertising	<0.1%
62	Welder	<0.1%
63	Locksmith	<0.1%
64	Sailor/Maritime	<0.1%
65	Window cleaner	<0.1%
66	Financial advisor	<0.1%
67	Celebrity	<0.1%

³⁶ PWC. (2016). *UK Economic Outlook: March 2016: Which industries will drive future jobs growth in the UK?* London: PWC.

³⁷ Homer, A. 'Share of European Union staff leaving NHS rises following Brexit.' *BBC News Online*, 16 October 2017. Available at: <http://www.bbc.co.uk/news/uk-england-41556997> (Accessed 03 January 2018).

There also seems to have been a shift in the aspirations of children, built largely upon new communication methods and the growth of online and console based gaming. For more and more children and young people online celebrities and YouTube gaming 'vloggers' have taken the place of TV and movie stars.

Social media and Gaming is the 4th most popular career choice for children, with singer/musician and actor/actress further down the list at 9th and 13th. It could be argued that this is due to the growing fame and attraction of YouTube and video blogging stars, who are especially popular among younger audiences. Also, these choices may also speak to children's present worlds. Many 7 to 11-year-olds will spend their time gaming and perhaps simultaneously watching celebrity gaming bloggers instructing them how to do it. While it may be argued that this new YouTube based 'celebrity' culture may be an issue or problem, these careers (vloggers, professional gamers and game designers) are increasingly valid career options for children and young people. The gaming industry, for example, is now larger (in terms revenue) than the film industry worldwide.³⁸ Moreover, the opportunities for young people in the gaming and social media sectors are growing while also having a strong degree of regional spread. Games developers are located across London and the South East, with other strong hubs in the East of England, the West Midlands, and Scotland, and emerging hubs in the North West and Wales.³⁹

Gender-stereotyping and gendered expectations

Across the sample, children's aspirations appear to be shaped by gender-specific ideas about certain jobs. Boys overwhelmingly aspire to take on roles in traditionally male dominated sectors and professions.

Over five times the number of boys aim to have a role in the armed forces or firefighting services compared to girls. This continues into the male-dominated manufacturing and design sectors, where again over 20 times the number of boys have aspirations to be involved in manufacturing (Mechanic) and construction (Builder, Architect and Engineer). Similarly, over 20 times the number of girls aspired to be involved in the fashion industry compared to boys.



³⁸ <https://eraltd.org/news-events/press-releases/2018/streaming-boom-powers-entertainment-market-to-new-all-time-high-of-724bn-in-2017/>

³⁹ Barnes, A. (2015). *Economic contribution of the UK's film, high-end TV, video game, and animation programming sectors*. London: Olsberg SPI and Nordicity

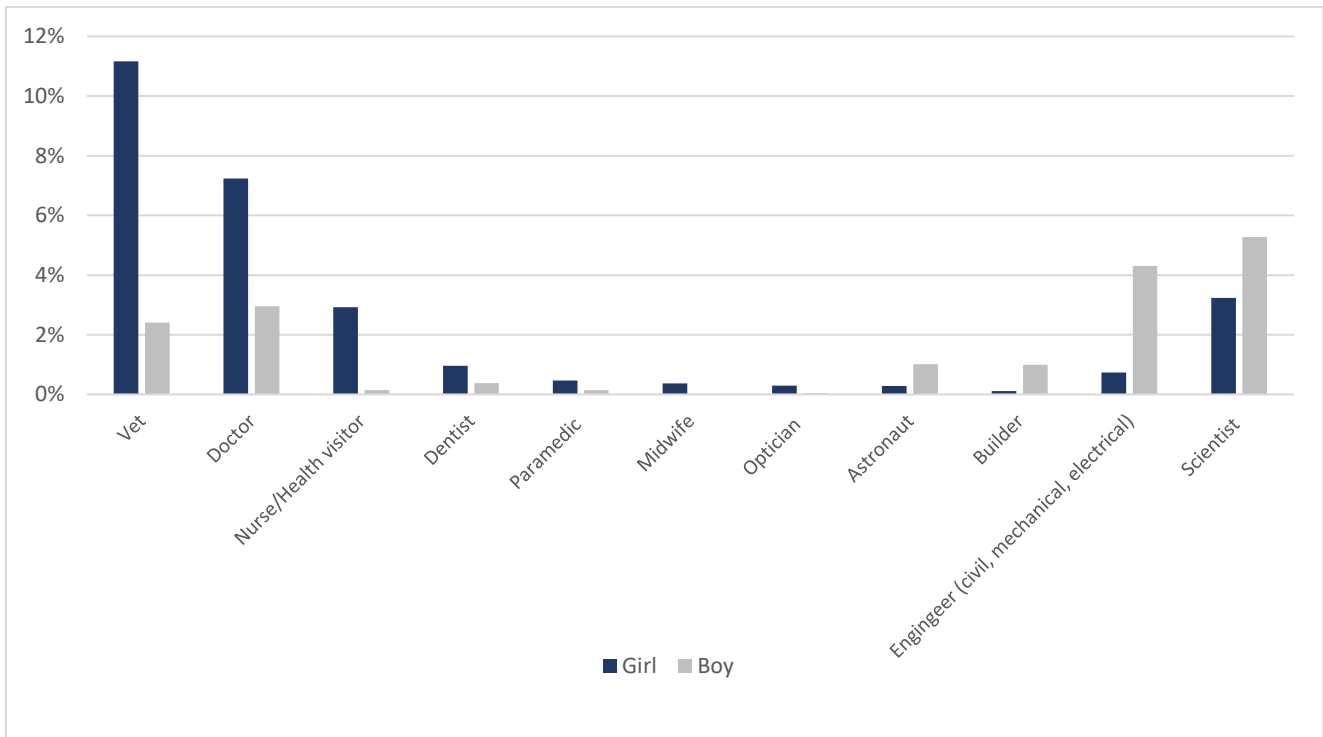
Table 7: Aspirations expressed by children according to gender, ranked. (excl. 0.7% non-responses).

Rank	Top jobs for GIRLS	%
1	Teacher/Lecturer	18.6%
2	Vet	11.2%
3	Sportsman/woman	9.0%
4	Doctor	7.3%
5	Artist	6.2%
6	Singer/Musician	5.8%
7	Hairdresser	3.8%
8	Scientist	3.2%
9	Dancer	3.1%
10	Nurse/Health visitor	2.9%
11	Chef	2.7%
12	Fashion/jewellery/shoes/handbags designers	2.7%
13	Actor/Actress	2.6%
14	Police	2.4%
15	Social Media and Gaming	2.3%
16	Beauty therapist	1.9%
17	Author	1.8%
18	Lawyer (barrister/solicitor)	1.2%
19	Retail sales assistant	1.0%
20	Dentist	1.0%
21	Army/Navy/Airforce/Firefighter	0.9%
22	Engineer (civil, mechanical, electrical)	0.7%
23	Manager (e.g. in an office, factory, shop, hotel)	0.6%
24	Architect	0.6%
26	Care worker	0.5%
27	Airline pilot	0.5%
28	Paramedic	0.5%
29	TV/radio presenter/DJ	0.4%
30	Archaeologist	0.4%
31	Midwife	0.4%
32	Social worker	0.3%
33	Businessman/woman	0.3%
34	Optician	0.3%
35	Farmer	0.3%
36	Astronaut	0.3%
37	Pharmacist	0.3%
38	Driver/Haulier	0.2%
39	Waiter	0.2%
40	Accountant	0.2%
41	Office admin/Receptionist	0.2%
42	Banker	0.2%
43	Graphic designer	0.1%
44	Politician	0.1%
45	Mechanic	0.1%
46	Builder	0.1%
47	Journalist	0.1%
48	TV work (not presenter)	0.1%
49	Psychiatrist	0.1%
50	Physiotherapist	0.1%
51	Hotel worker	<0.1%
52	Factory worker	<0.1%
53	Plumber	<0.1%
54	Marketing	<0.1%
55	Celebrity	<0.1%
56	Carpenter/joiner	<0.1%
57	IT consultant	<0.1%

Rank	Top jobs for BOYS	%
1	Sportsman/woman	34.1%
2	Social Media and Gaming	9.4%
3	Police	8.2%
4	Army/Navy/Airforce/Firefighter	5.7%
5	Scientist	5.3%
6	Engineer (civil, mechanical, electrical)	4.3%
7	Doctor	3.0%
8	Teacher/Lecturer	2.9%
9	Vet	2.4%
10	Mechanic	2.1%
11	Airline pilot	2.1%
12	Driver/Haulier	2.0%
13	Singer/Musician	1.8%
14	Artist	1.5%
15	Chef	1.5%
16	Actor/Actress	1.4%
17	Architect	1.3%
18	Astronaut	1.0%
19	Builder	1.0%
20	Retail sales assistant	0.9%
21	Manager (e.g. in an office, factory, shop, hotel)	0.7%
22	Farmer	0.7%
23	Businessman/woman	0.5%
24	Author	0.5%
25	Lawyer (barrister/solicitor)	0.5%
26	Archaeologist	0.5%
27	Graphic designer	0.4%
28	Dentist	0.4%
29	TV/radio presenter/DJ	0.3%
31	Accountant	0.3%
32	TV work (not presenter)	0.2%
33	Banker	0.2%
34	Carpenter/joiner	0.2%
35	Sales consultant	0.2%
36	Dancer	0.2%
37	Politician	0.2%
38	Pharmacist	0.2%
39	Hairdresser	0.2%
40	Paramedic	0.1%
41	Fashion/jewellery/shoes/handbags designers	0.1%
42	Office admin/Receptionist	0.1%
43	Nurse/Health visitor	0.1%
44	Waiter	0.1%
45	Plumber	0.1%
46	Care worker	0.1%
47	Factory worker	0.1%
48	Optician	0.1%
49	IT consultant	0.1%
50	Ambulance worker	0.1%
51	Physiotherapist	<0.1%
52	Glazier	<0.1%
53	Psychiatrist	<0.1%
54	Social worker	<0.1%
55	Miner	<0.1%
56	Midwife	<0.1%
57	Marketing	<0.1%
58	Locksmith	<0.1%
59	Journalist	<0.1%
60	Welder	<0.1%
61	Window cleaner	<0.1%
62	Advertising	<0.1%
63	Beauty therapist	<0.1%
64	Financial advisor	<0.1%
65	Sailor/Maritime	<0.1%

Gendered patterns also emerge in STEM-related professions. Over four times the number of boys wanted to become Engineers (civil, mechanical, electrical) compared to girls. Moreover, nearly double the number of boys wanted to become scientists compared to girls in our sample. However, strikingly, two and half times the number of girls wanted to become Doctors compared to boys, and nearly four times the number of girls wanted to become Vets compared to boys. This may of course reflect gendered identities: Francis notes how secondary-age girls in her study tended to explain an interest in medical careers as for vocational, caring reasons.⁴⁰

Figure 2: STEM-related aspirations expressed by children, by gender. (excl. 0.7% non-responses).



The prevalence and persistence of these gendered ideas around science professions also has the potential, as previously mentioned, to disrupt talent and skill pipelines into STEM sectors and professions. The healthcare sector is one sector at particular risk. Health Education England has estimated a shortfall in nursing staff of approximately 8.9% as of March 2015, and has projected that this could rise to 11.4% by 2020.⁴¹ Yet despite this predicted deficit, the number of men applying to become nurses remains stubbornly low. In 2016, just 11.6% of nursing students were male, only a marginal difference from a decade earlier, when they made up 11.5% of the student nursing population.⁴² **In our sample, 20 times the number of boys wanted to become doctors compared to nurses and health visitors. The data appears to show that more work needs to be done to encourage primary-age boys to think about a broader range healthcare professions rather than simply a doctor or dentist.**

⁴⁰ Francis, B. (2002). Is the future really female? The impact and implications of gender for 14-16 year olds' career choices. *Journal of Education and Work* 15(1), 75-78.

⁴¹ Health Education England. (2017). *NHS workforce statistics – January 2017, provisional statistics*. London: Health Education England.

⁴² Nursing & Midwifery Council. (2016). *Annual equality and diversity report: 2015-2016*. London: Nursing & Midwifery Council.



Wider literature and research may help to explain these patterns in science-related careers aspirations. The ROSE project, a co-operative research project with international participation (in total, 40 countries took part), also addressed how young learners relate to science and technology. Though their study explores the thoughts of 15-year-old students the findings are still relevant in highlighting the prevalence of gendered ideas towards science and technology around the world. The project asked specific questions about how important certain issues were for future work. It found that girls, in all cultures, prioritise working with, and helping other people. Whereas boys prioritise working with their hands, things, machines and tools.⁴³ Feminist theory also sheds light on why these attitudes may exist. According to Francis, notions of care (of others and of the self) are integral to ‘traditional’ (dominant) constructions of femininity, and tend not to be voiced by boys to the same extent.⁴⁴ Among the 10,000 students from 279 UK schools girls interviewed and surveyed by Archer and colleagues, girls expressed aspirations which tended to coalesce around traditionally gendered careers in the fields of nurturing/caring professions.⁴⁵ Drawing on feminist theories the authors argue that there is an underlying association of science with masculinity ‘can be detected in these girls’ constructions of their preferred career aspirations as caring and/or expressive and ‘girly’.⁴⁴

Conceptions of traditional femininity may also explain the difference in the number of girls wanting to become a teacher compared to boys.⁷⁴ In our sample, nearly nine times the number of girls wanted to become Teachers compared to boys. The visibility of male role models in (traditionally feminine) teaching, or as Archer and colleagues term them, ‘nurturing’ professions, may also be a factor in the low number of male respondents wanting to become teachers. According to data from the Department for Education in England, a small percentage (only 15%) of primary school teachers are male.⁴⁶

⁴³ Sjøberg, S., and Schreiner, C. (2010). *The ROSE project: An overview and key findings*. Oslo: University of Oslo.

⁴⁴ Francis, B. (2005). “Not knowing their place. Girls’ classroom behaviour”. In ‘Problem’ girls: Understanding and supporting troubled and troublesome girls, Edited by: Lloyd, G. 9–21. London: Routledge.

⁴⁵ Archer, L., DeWitt, J., Osborne, J., Dillon, J., Willis, B. & Wong, B. (2013). Science aspirations and family habitus: How families shape children’s engagement and identification with science. *American Educational Research Journal*, 49(5), 881- 908

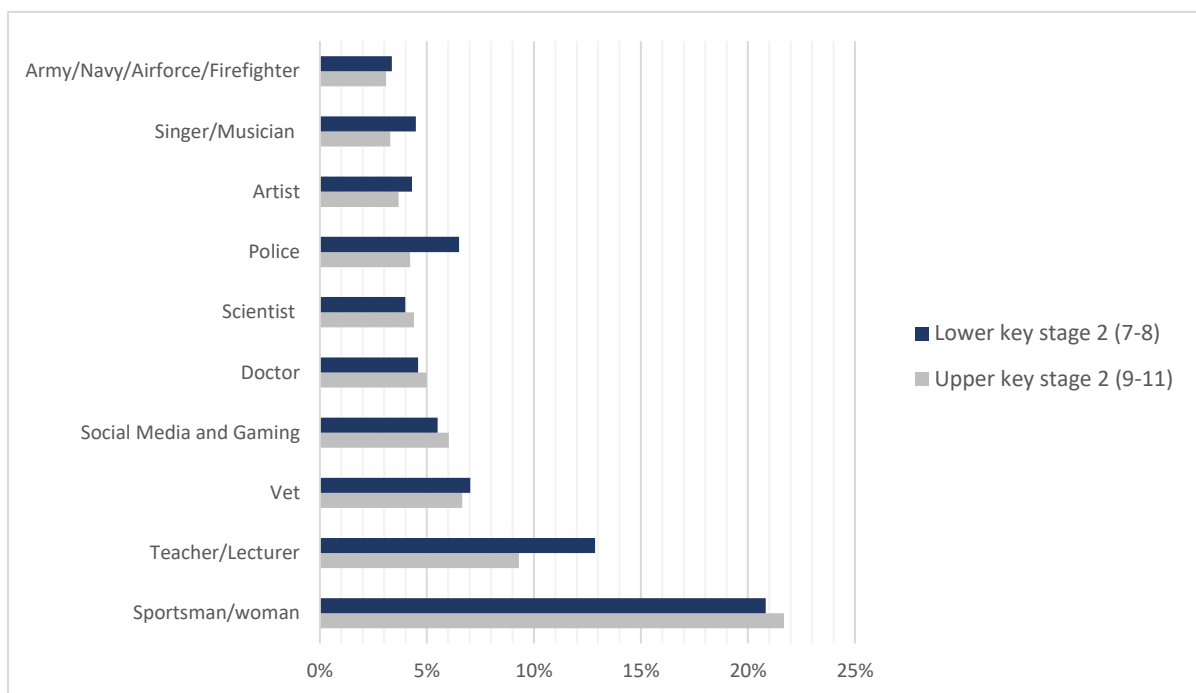
⁴⁶ Department for Education. (2017). *School workforce in England: November 2016*. London: Department for Education.

Career aspirations across age groups

As Figure 3 shows, it appears from our sample that the aspirations of children vary very little as they move from what we call lower Key Stage 2 (children aged 7 and 8) to upper Key Stage 2 (children aged 9 to 11), **aspirations according to gender also appear to remain as children get older.**

One rare trend over time is the decreasing proportion wanting to be a teacher or a lecturer, declining steadily from 14.8% at age 7 through to 7.5% at age 11, **perhaps reflecting greater exposure to those professions, and hence realism about them, or a changing tension in the relationship between learner and school as the learner enters early adolescence.** A similar trend, although less pronounced, is visible in declining interest in police work. Interest in engineering and law also increases slightly over the four years, albeit from a low base. Nonetheless, the overall picture is one of consistency over time.

Figure 3 Aspirations expressed by children by Key Stage (Top 10). (excl. 1.7% non-responses).



The impact of social disadvantage

The survey also asked teachers to outline what percentage of children in their school were eligible for Free School Meals (FSM), a common signifier of disadvantage. While this measure cannot accurately tell us about a child’s background and familial wealth, it does give an indication that the school, and therefore its pupils, may live within a disadvantaged socio-economic area.

At face value, responses in many categories are similar, regardless of how deprived the neighbourhood of their school, recording in bands of pupil free school meal eligibility from 0-10%, 11-20%, 21-35% and 35%-50%+. For instance, the majority of all children did not know someone who did the job they identified, from 62% in the most deprived school band through to 66% in the least deprived (excluding the small percentage who did not record an answer). Maths is the most popular subject across the bands, followed by Art & Design, with similar percentages choosing different options. Being a sportsman/woman is the most popular job aspiration in all bands, followed by teacher/lecturer.

Below the headline figures, there is some evidence of children in less deprived schools being relatively more likely to have aspirations in higher-earning professions, although there are several exceptions to this general tendency (see Table 8). Relative to those in higher deprivation schools, boys are more likely to choose engineer than mechanic, more likely to choose manager than retail sales assistant, and more likely to choose lawyer than police. There is also some evidence that certain creative professions with very high barriers to entry are more popular to boys in less deprived schools, such as being a singer/musician, actor/actress and author. Among girls, architects, engineers and vets are more popular in less deprived schools, whereas hairdresser, nurse, retail sales assistant and beauty therapist are more popular in the more deprived schools.

These differences should not be exaggerated – being a doctor is more popular in the more deprived schools and being a scientist is similar across both groups - the overall picture remains more striking for its similarities rather its differences (see Annex 3 for the full list).

Table 8. Top 25 popular aspirations (in descending order of overall popularity)

Aspirations more popular in schools with FSM <= 20%	Aspirations more popular in schools FSM > 20%	Aspirations that are similar in both groups of schools
Among Boys:		
Engineer (civil, mechanical, electrical) Vet Singer/Musician Actor/Actress Architect Builder Manager (e.g. in an office, factory, shop, hotel) Farmer Lawyer (barrister/solicitor) Author	Police Teacher/Lecturer Doctor Mechanic Driver/Haulier Retail sales assistant	Sportsman/woman Social Media and Gaming Army/Navy/Airforce/Firefighter Scientist Airline pilot Artist Chef Astronaut Archaeologist
Among Girls:		
Vet Sportsman/woman Actor/Actress Engineer (civil, mechanical, electrical) Architect Airline pilot	Doctor Hairdresser Nurse/Health visitor Beauty therapist Lawyer (barrister/solicitor) Retail sales assistant Dentist Army/Navy/Airforce/Firefighter	Teacher/Lecturer Artist Singer/Musician Scientist Dancer Fashion/jewellery/shoes/handbags designers Chef Police Social Media and Gaming Author Manager (e.g. in an office, factory, shop, hotel)

* More popular = More than 10% extra choose it relative to the average across all levels of school deprivation (e.g. Architect was chosen by 1.6% in the least deprived schools, 1.2% in the most deprived schools and 1.4% on average overall. 1.6% is more than 10% higher than 1.4%, so this is identified as a more popular relative choice in the least deprived schools).

Career aspirations across the UK

There also seems to be small, but significant, differences in the aspirations of children depending on their region that is, where they live. When looking at STEM-careers across our sample, the highest proportion of children wanted to be engineers and scientists in London, followed by children in the North West and Yorkshire and the Humber. In terms of healthcare professions, around 10% of children in London, the North West, West Midlands and Yorkshire and the Humber have aspirations to be doctors, this drops to around 4% in the North East and South West. A career in Social Media and Gaming is more popular amongst children in the East of England, South East and South West, it is less popular in London and the North East.

The general trends, that is, the most popular job and gender stereotyping, do not differ in any noticeable areas in Scotland and Wales (Northern Ireland was discounted from analysis due to the small sample size). In Wales, Singer/musician was twice as popular as in any other region/home nation in the UK, while the number of children wanting to become engineers was the lowest. While in Scotland, the number of children wanting to become a Sportsman/woman was the highest, compared to other UK regions/home nations.

Career aspirations across ethnic groups

The survey also revealed that when children of White British ethnicity were compared with all other ethnic groups, it was the former group that did not feature Scientist or Doctor in the top 5 jobs while all other ethnic groups had doctor or scientist in the top 5. The survey found no variation in the top job according to ethnicity; sportsman/woman remained as the most popular career ambition across all ethnic groups.

Table 9: Top 5 career aspirations expressed by children, by ethnicity

Ethnicity	Top 5 jobs
White- British, Scottish, Welsh, NI	<ol style="list-style-type: none"> 1. Sportsman/woman 2. Teacher/Lecturer 3. Vet 4. Social Media and Gaming 5. Police
White other	<ol style="list-style-type: none"> 1. Sportsman/woman 2. Teacher/Lecturer 3. Police 4. Vet 5. Social Media and Gaming
Asian/ Asian British	<ol style="list-style-type: none"> 1. Sportsman/woman 2. Teacher/Lecturer 3. Doctor 4. Police 5. Scientist
Black/African/Caribbean/Black British	<ol style="list-style-type: none"> 1. Sportsman/woman 2. Doctor 3. Teacher/Lecturer 4. Singer/Musician 5. Scientist
Mixed / Multiple ethnic group	<ol style="list-style-type: none"> 1. Sportsman/woman 2. Teacher/Lecturer 3. Social Media and Gaming 4. Police 5. Doctor

The survey also explored whether gender and ethnicity had any bearing on a young person’s career ambitions. We found that engineering did not feature in the top 5 most popular career aspirations among girls from all backgrounds. Engineering was one of the top 5 jobs chosen by boys from Asian/Asian British, Black/Black British and Mixed ethnic backgrounds; however, engineering did not feature in the top 5 jobs for boys from White British and other White background.

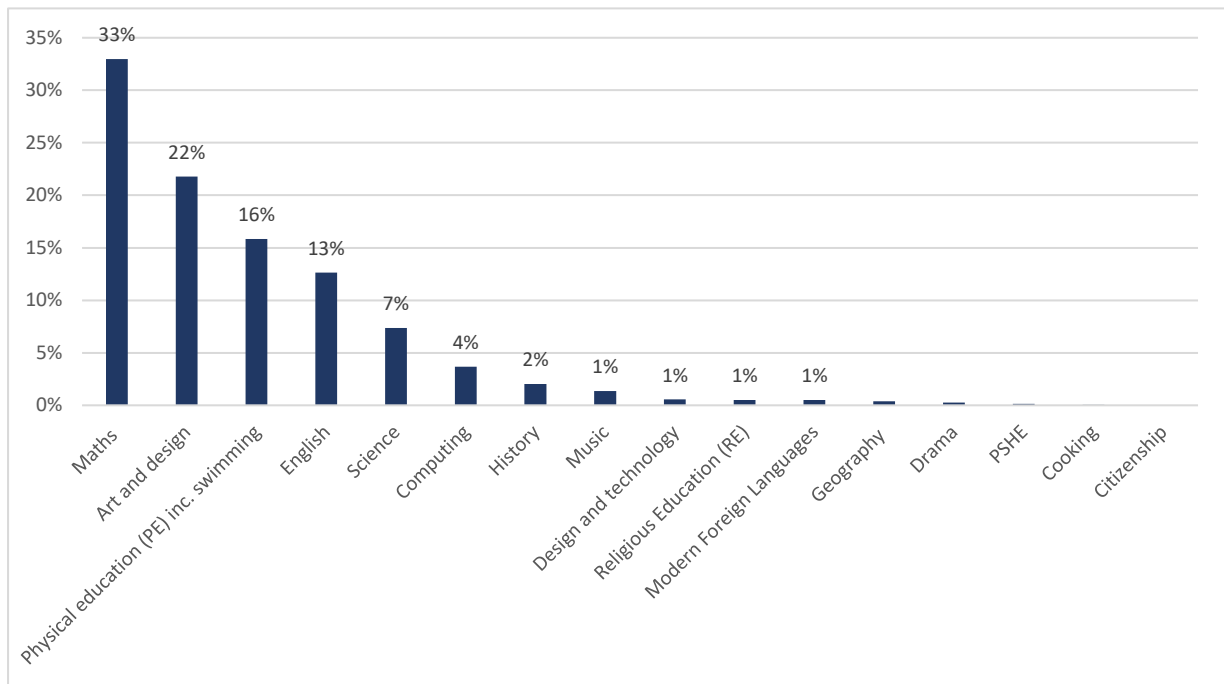
Table 10: Top 5 career aspirations expressed by children, by ethnicity and gender

	Girls top 5 choices	Boys top 5 choices
White - British, Scottish, Welsh, NI	<ol style="list-style-type: none"> 1. Teacher/Lecturer 2. Vet 3. Sportsman/woman 4. Artist 5. Singer/Musician 	<ol style="list-style-type: none"> 1. Sportsman/woman 2. Social Media and Gaming 3. Police 4. Army/Navy/Airforce/Firefighter 5. Scientist
White - Other	<ol style="list-style-type: none"> 1. Teacher/Lecturer 2. Vet 3. Sportsman/woman 4. Doctor 5. Singer/Musician 	<ol style="list-style-type: none"> 1. Sportsman/woman 2. Police 3. Social Media and Gaming 4. Scientist 5. Army/Navy/Airforce/Firefighter
Asian/Asian British	<ol style="list-style-type: none"> 1. Teacher/Lecturer 2. Doctor 3. Artist 4. Nurse/Health visitor 5. Vet 	<ol style="list-style-type: none"> 1. Sportsman/woman 2. Police 3. Engineer (civil, mechanical, electrical) 4. Doctor 5. Scientist
Black/African/Caribbean/Black British	<ol style="list-style-type: none"> 1. Doctor 2. Teacher/Lecturer 3. Sportsman/woman 4. Singer/Musician 5. Vet 	<ol style="list-style-type: none"> 1. Sportsman/woman 2. Doctor 3. Scientist 4. Social Media and Gaming 5. Engineer (civil, mechanical, electrical)
Mixed / Multiple ethnic group	<ol style="list-style-type: none"> 1. Teacher/Lecturer 2. Sportsman/woman 3. Singer/Musician 4. Vet 5. Doctor 	<ol style="list-style-type: none"> 1. Sportsman/woman 2. Social Media and Gaming 3. Police 4. Army/Navy/Airforce/Firefighter 5. Engineer (civil, mechanical, electrical)

Children’s favourite school subject

The survey also asked children “What was your favourite school subject?”. In keeping with findings from the ASPIRES and UPMAP projects which have highlighted that primary-age children have been shown to enjoy STEM related subjects, **most children responding to the survey noted that Maths was their favourite school subject, with Science coming in as the 5th most popular choice.**⁴⁷ The question then becomes, what happens between primary and secondary that turns off so many young people? While maths remains a popular subject at A-level, almost three quarters of students in England with an A*-C in GCSE maths at age 16 choose not to continue studying the subject.⁴⁸

Figure 4: Favourite school subject (excl. 11.9% non-responses)


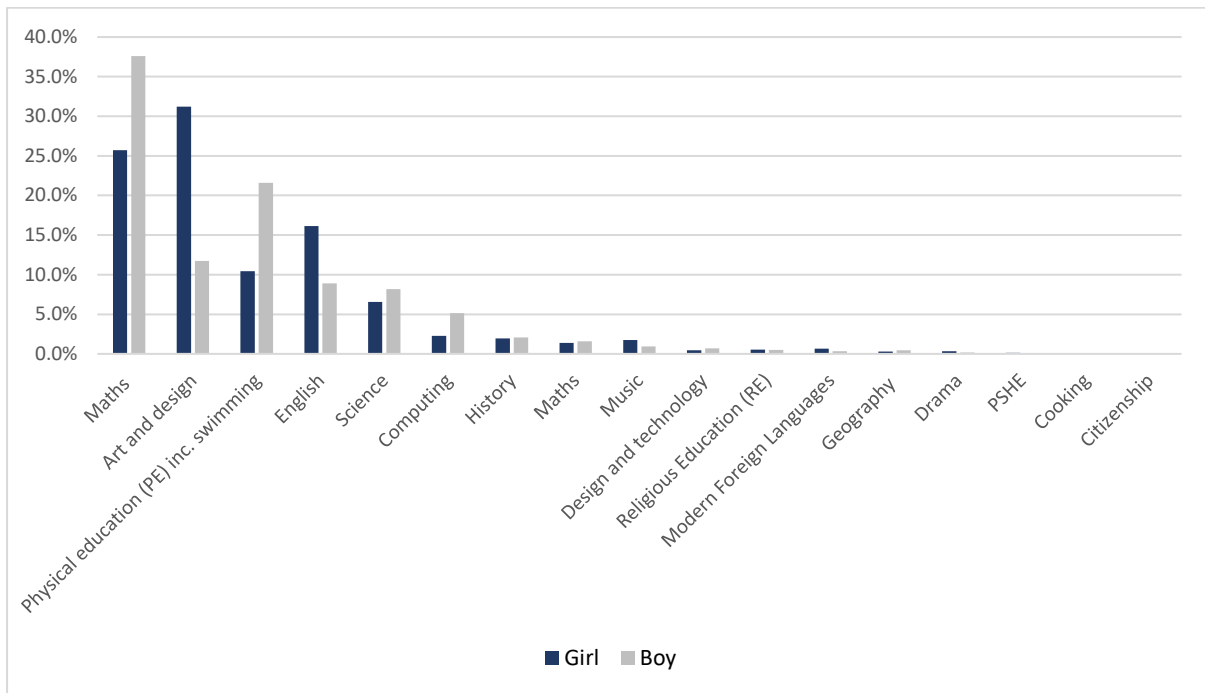


Findings from the UK-based UPMAP study, which investigated participation rates in mathematics and physics, indicate that pupils are more likely to continue with mathematics and/or physics after when they are in secondary school if they recognise that studying one or more of these subjects post-16 stands them in good stead in terms of achieving a well-paid and interesting job. UPMAP’s survey of 7000 Year 10 and Year 12 students found that perceived material gain (‘I think Physics will help me in the job I want to do in the future’) is one of most important factors predicting whether students will choose to study the subject post-16.⁴⁴ It appears that schools have a role to play in supplanting the narrowing influence of parents and turning this early enthusiasm for STEM subjects into continued interest in secondary education.

⁴⁷ Reiss, M., Hoyles, C., Mujtaba, T., Riazi-Farзад, B., Rodd, M., Simon, S., Stylianidou, F. (2011) ‘Understanding Participation rates in post-16 Mathematics And Physics: Conceptualising and operationalising the UPMAP Project’, *International Journal of Science and Mathematics Education* 9 (2), 273-302.

⁴⁸ Department of Education. (2017). *Report of Professor Sir Adrian Smith’s review of post-16 mathematics*. London: Department for Education.

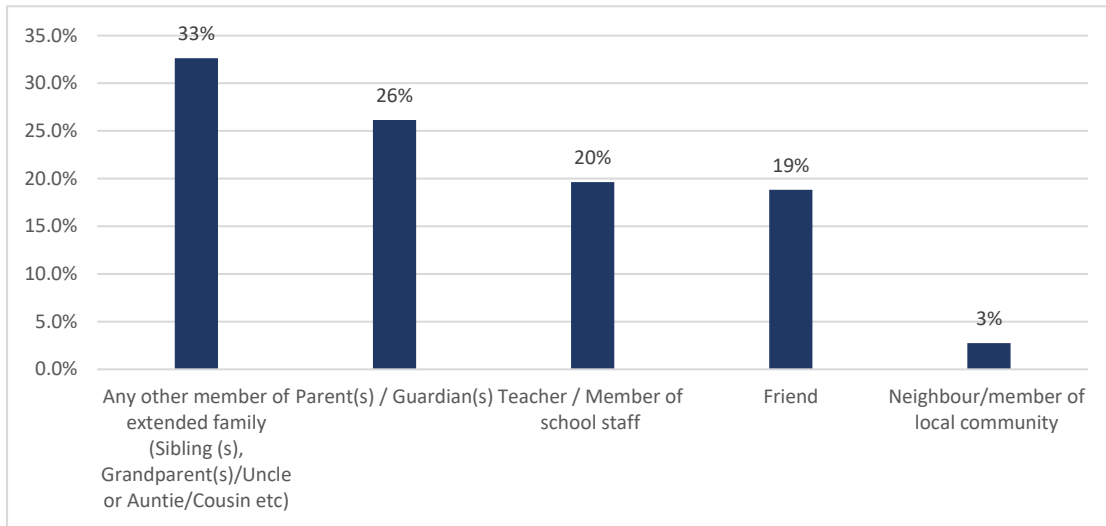
Figure 5: Favourite school subject, by gender (excl. 12.6% non-responses)



It's who you know

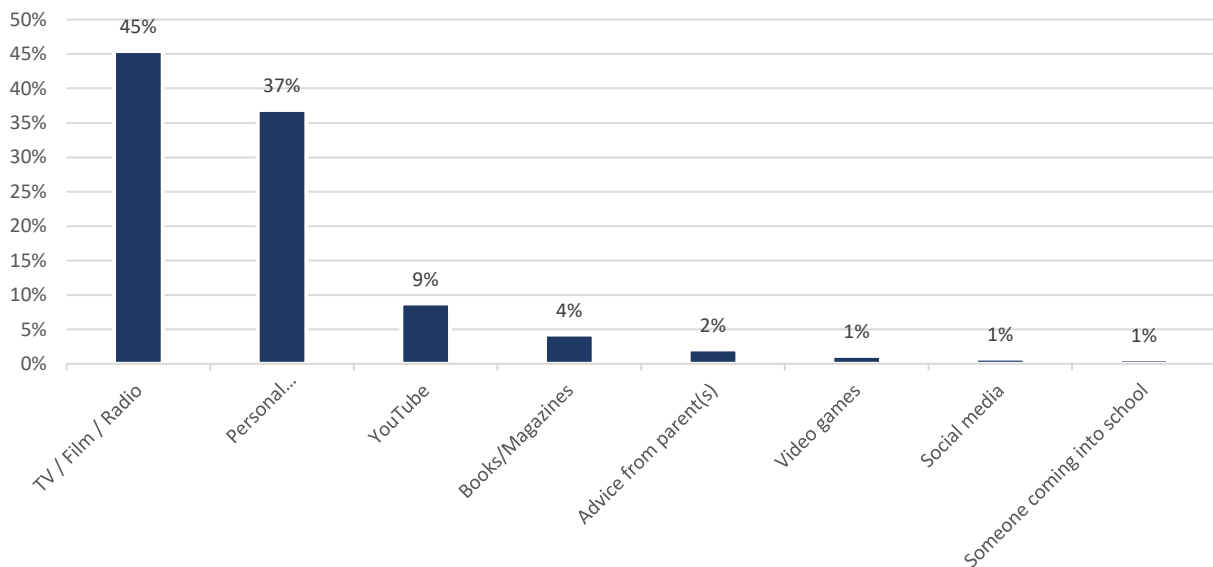
The survey also asked a series of questions about how a young person heard about the job they chose, was it through their parents or other relative? Or, was it through the TV, internet or social media? The analysis found that the majority of young people (61.2%, as well as 4.4% who did not answer the question) did not know anyone who did the job they drew. **Among young people who did know someone, the analysis found that parents and other extended members of the family (siblings, grandparents etc) were the most influential in defining children's career aspirations. The least influential person or people was a member of the local community.**

Figure 6: "Do you know someone who does this job? If yes, who are they?" (excl. 4.4% non-responses)





The survey then went on to ask, if a young person did not know someone who did the job they drew, how did they hear about it? **Most young people indicated that they heard about the job through TV / Film / Radio**, this was followed by personal experiences or encounters, for example by seeing a train driver walking to school. Less than 1% of children stated they had heard about the job from a volunteer from the world of work coming in to school.

Figure 7: "If you don't know anyone personally where did you hear about the job you drew?" (excl. 4.4% non-responses)



The data presented above has shown how the aspirations primary-age children are often influenced by gender stereotypes and gendered expectations about jobs and careers. Our analysis has also highlighted how disadvantage has a role to play in shaping and influencing the aspirations of children. In the next section, we explore how aligned children’s aspirations are to projected workforce needs, we also explore whether the patterns of jobs chosen by primary-age children mirror those selected by secondary school pupils.



Labour market projections

The data collected from the *Drawing the Future* survey also allows us to build on the findings of the 2013 report *Nothing in Common: The career aspirations of young Britons mapped against projected labour market demand (2010-2020)*. The report asked a simple question: is there any alignment between the career aspirations of young people, aged between 13 and 18, and the best estimates of actual demand within the current and future workforce? The survey data collected for this report allows us to conduct a similar follow-up analysis, instead focussing on the aspirations of primary-age children aged between seven and 11.

As might be assumed, the career aspirations of primary-age children are likely to, and should be, tentative and imaginative. However, as we have previously outlined, the early career choices of primary-age children can be used fruitfully to investigate children’s perceptions of and ideas about adult work. These early perceptions about jobs and future roles can restrict children’s future choices by channelling them into lifelong narrow and gendered pathways based on a child’s sense of what is ‘reasonable’ and ‘natural’ for ‘people like me’ to pursue.⁴⁹ As the literature suggests, it may therefore warrant worth paying more attention to the aspirations of children, to see whether young people’s ambitions bear any similarity to the needs of the labour market and the jobs of the future.

To carry out this comparison the research team sought to draw upon detailed UK labour market projections from the UKCES. We draw on the UKCES 2016 publication, *Working Futures 2014-2024*, as an estimation for future employment patterns. While recognising the difficulties in projecting long-term labour market trends and the fact that many primary-age pupils will not yet be in work in 2024, the broad patterns identified by the UKCES are likely to be sufficient for the high-level comparisons necessary for our analysis.

The jobs which children aspired to become were assigned against the 25 national labour market SOC (standard occupational classification) codes. Table 11 outlines these categories.

Table 11: National labour market SOC (standard occupational classification) codes

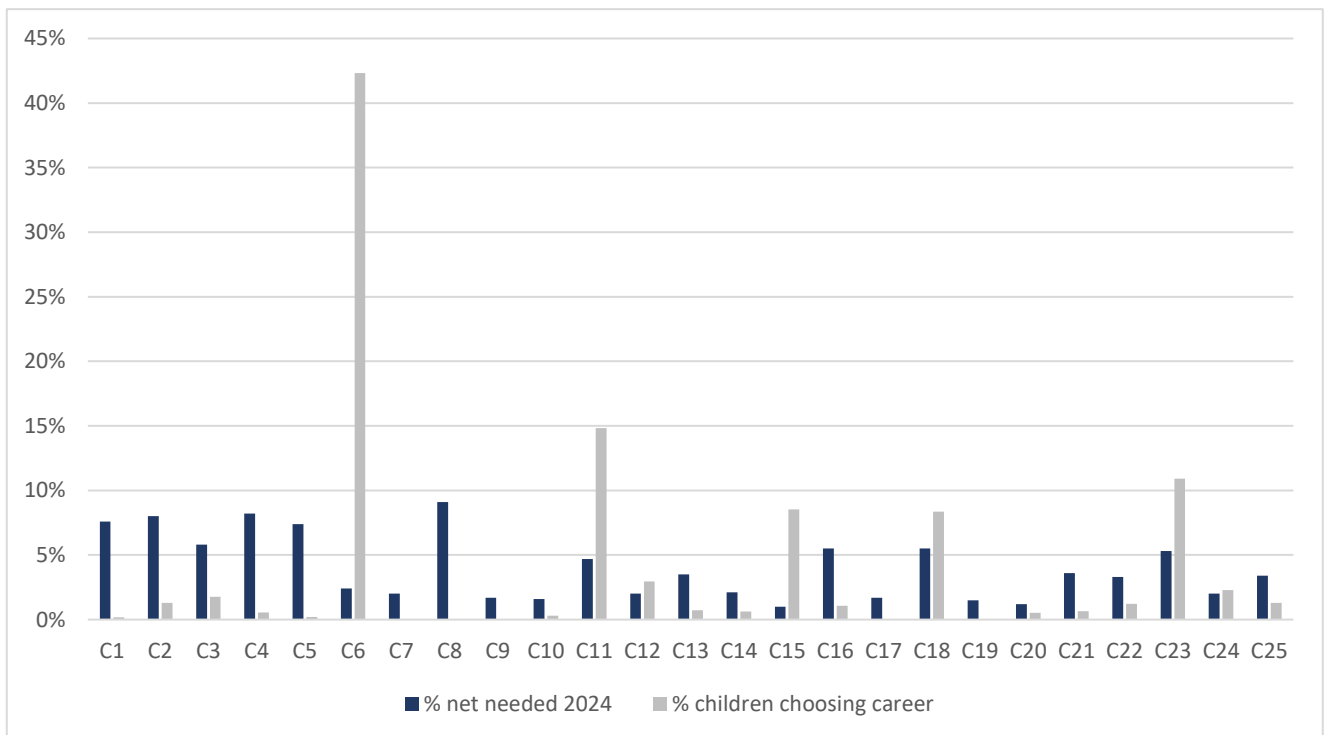
Occupations	Code
Administrative occupations	C1
Business and public service associate professionals	C2
Business, media and public service professionals	C3
Caring personal service occupations	C4
Corporate managers and directors	C5
Culture, media and sports occupations	C6
Customer service occupations	C7
Elementary administration and service occupations	C8
Elementary trades and related occupations	C9
Health and social care associate professionals	C10
Health professionals	C11
Leisure, travel and related personal service occupations	C12
Other managers and proprietors	C13
Process, plant and machine operatives	C14
Protective service occupations	C15
Sales occupations	C16
Science, engineering and technology associate professionals	C17
Science, research, engineering and technology professionals	C18
Secretarial and related occupations	C19
Skilled agricultural and related trades	C20
Skilled construction and building trades	C21
Skilled metal, electrical and electronic trades	C22
Teaching and educational professionals	C23
Textiles, printing and other skilled trades	C24
Transport and mobile machine drivers and operatives	C25

⁴⁹ Archer, L., Osbourne, J., DeWitt, J., Dillon, J. and Wong, B. (2013). *ASPIRES: Young People’s science and career aspirations, age 10-14*. London: King’s College

Similar to *Nothing in Common* our research finds a major disconnect between the careers that primary-age pupils are most interested in and those that the economy needs. As figure 8 shows, patterns of future demand and the aspirations of children are rarely aligned. As in the 2013 report, at its most striking, the data shows that 42% of children hold ambitions to secure just 2.4% of the new and replacement jobs projected to exist in the Culture, Media and Sports professions. While just over 1% of children have aspirations to one day have a job in the Business and public service industries, even though the sector is predicted to hold 8% share of total UK jobs in 2024.

A similar misalignment is also evident among young people in secondary schooling, contrary to arguments that career aspirations of children are transient, changing and should ultimately be ignored. While the cohorts in the *Nothing in Common* report and the one included in this report are separate, comparing the two allows for conclusions to be drawn based on general trends. Over half of the career ambitions of primary-age children (61%) lie in just three of the 25 broad occupational areas assessed (Culture, Media and Sports occupations; Health professions; Science, research, engineering and technology professions). While that proportion falls as the children grow older, it remains dominant - being 51% among children aged 14-15 and 49% among those aged 15-16.⁵⁰ It appears that the differences between aspirations and labour market demands which emerge in primary are still very much present when a young person is in secondary schooling. As a result, this data indicates that the information that young people receive in secondary education does not do enough to align young people to labour market demand, and perhaps should be given to young people from an earlier age. These findings also appear to echo recent pieces of literature exploring children’s career aspirations. Analysis published in 2017 by KidZania reiterates this notion that gender bias in the talent pipeline does indeed start early. Their research tracked in which jobs and activities 61,000 children who attended their London branch would like to take part, it found that the choices made at 14-years-old by both genders were strikingly similar to those made by four-year-olds.⁵¹

Figure 8: Career aspirations of children aged 7-11 mapped against projected labour market demand (2014-2024)



⁵⁰ Mann, A., Massey, D., Glover, P., Kashefpakdel, E.T., and Dawkins, J. (2013). *Nothing in Common: The career aspirations of young Britons mapped against projected labour market demand (2010-2020)*

⁵¹ Graus, G. (Forthcoming). "Children can only aspire to what they know exists." *Making role-play real play: Building a creative approach to social mobility*. KidZania and Havas Helia.

International findings



The following section outlines the key findings from the 19 further countries which took part in the Drawing the Future survey.

In each country, the most popular career aspirations are presented, followed by data on gender and how the child heard about the job they had chosen. In countries where a larger number of children participated in the survey, their career aspirations are compared to available local labour market projections and information. Again, it must be emphasised that the findings included throughout this section are based on a small sample (in the first group of countries around 500 children, while in the second section this number is lower) and they therefore should not be seen as being representative of children's aspirations in each participating country. The data should instead be seen as an opportunity to glimpse at the career aspirations children have, but cannot replace a detailed analysis of the career aspirations in each country. We hope that some countries may be inspired by this work to run larger studies to better understand their own population and to take part in any subsequent survey.

While aspirations, and the influences on these aspirations, vary by country, there are a number of global trends which emerge from the data. In terms of gender stereotyping and gendered career expectations, aspirations do tend to lay in stereotypical masculine/feminine roles across the sample. One of the most popular jobs for boys across our sample is often police and armed forces, while teaching emerges as one of the most popular professions for girls.

The trends for STEM related aspirations are largely similar. In keeping with popular theories around masculine and feminine roles, boys in our samples have preference for working with things, for example working as an Engineer or Scientist whereas girls seem to aspire to jobs working with people/caring professions for example working as a teacher, nurse, doctor or vet.

In all countries in our sample, Maths or Science is in the top two favourite subjects among children (for girls and boys), apart from children in Australia and China.

The general trends suggest that in some developing countries children have more practical and high professional ambitions (Doctor, Teacher), whereas in developed countries aspirations are often formed around celebrity culture (such as Sportsperson, or a career in social media and gaming).

Parents, and other members of extended family, are often the biggest influencer if the respondent knew someone personally who did that job, apart from developing countries such as Uganda and Zambia, where teacher is often the biggest influence. If a young person did not know someone personally who did that job, TV/Film is the biggest influencer, apart from Uganda or Zambia. In *all* countries in our sample, less than 1% of children has meet with volunteers from the world of work.

Participating countries with larger sample sizes

Albania



For Albania, there were 343 qualifying responses from a single school in the urban area of Elbasan (Sule Harri). 48% were boys and the almost all were aged 7-10 (90%), with fewer aged 11. 97% spoke exclusively Albanian at home and 34% described speaking some other European languages at school, mostly English.

The most popular careers are, as elsewhere, highly concentrated into a few occupations, reflecting a combination of celebrity focus (sportsman/woman, at 31%), traditionally high aspiration careers (doctor, at 30%), and highly visible public service careers (teacher/lecturer at 9%). 70% of respondents selected one of these three careers.

Gender

There are significant differences by gender in the most common career aspirations. Sports dominates the preferences for boys at 49% versus only 4% of girls. Doctor, architect, lawyer, artist and teacher appear in both lists, but with doctor and teacher particularly popular for girls (34% versus 17% and 14% versus 2%).

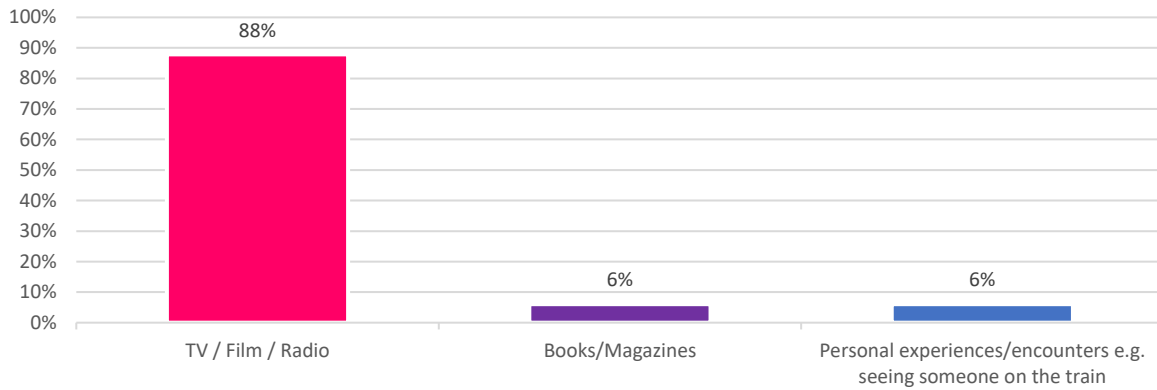
Table 12: Albania. Top career aspirations of children aged 7-11 by gender

Girls top jobs	%	Boys top jobs	%
Doctor	34%	Sportsman/woman	49%
Teacher/Lecturer	14%	Doctor	17%
Singer/Musician	8%	Architect	5%
Artist	6%	Police	4%
Dancer	6%	Scientist	3%
Architect	5%	Artist	3%
Lawyer (barrister/solicitor)	5%	Dentist	3%
Pharmacist	4%	Engineer (civil, mechanical, electrical)	3%
Sportsman/woman	4%	Lawyer (barrister/solicitor)	2%
Vet	3%	Teacher/Lecturer	2%

Who you know

86% of respondents indicated that they personally know someone who does the job they selected, in most cases a parent/guardian (48%) or a member of the extended family (41%). Where they did not know someone, they overwhelmingly heard about the job from TV/film/radio (88%) - see Figure 9 for full details.

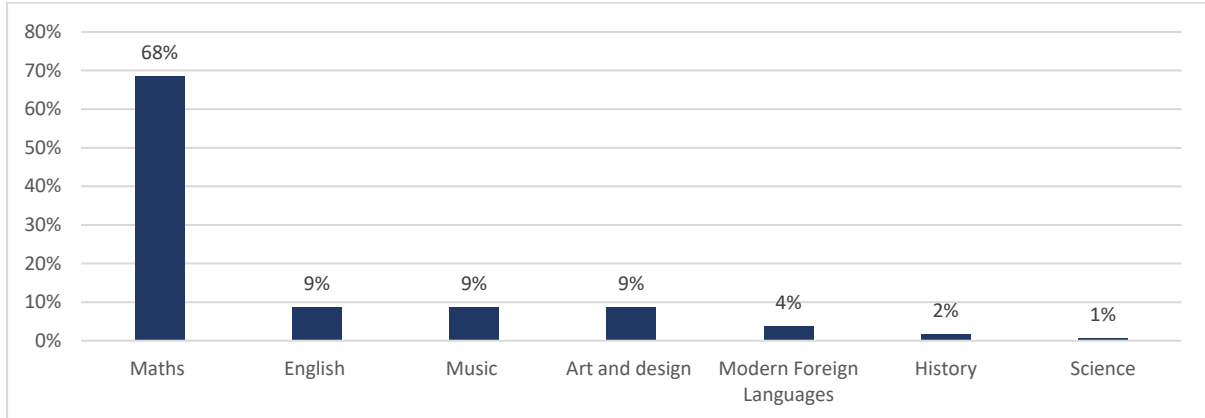
Figure 9: Albania. How did you hear about this job (for those who don't know someone who does it)



Favourite subject

Figure 10 sets out the most popular subjects, with Maths dominating the preferences at 68%, chosen overwhelmingly by both boys (80%) and girls (55%).

Figure 10: Albania. Most popular school subjects for children aged 7-11



Labour market match

According to some reports, in addition to the traditional professions, certain sectors are expected to become increasingly important in the Albanian labour market, despite having had little presence to date: financial experts, IT professionals, software experts, digital professions, mechanical electronics experts, people with experience in the chemical industry, and construction engineers.⁵² With the dominance of sports, health and teaching in current aspirations and given the reported newness of the growing sectors, there is a strong case for inspiration, insight and information activities on these sectors in Albanian schools.

⁵² Papamihali, P. (2017) 'The Albanian Labour Market in 2017, "Monitor.al"', Pedersen & Partners Executive Search.

Australia



For Australia, there were 326 qualifying responses from 4 different schools in the urban, rural and remote areas of New South Wales. The majority of responses came from Werrington County PS (57%). 49% were boys and almost all were aged 7-11 (90%).

The most popular careers are, as elsewhere, highly concentrated into a few occupations, reflecting a combination of celebrity focus (sportsman/woman, at 32%), highly visible public service careers (teacher/lecturer at 21%, police at 12%), health (vet, at 8%) and modern growth drivers (scientist, at 5%). 78% of respondents selected one of these five careers.

Gender

There are some shared interests by gender in the most common career aspirations. For instance three appear in the top five both genders (sportsman/woman; teacher/lecturer; police). However, there are sharply different emphases among those common aspirations, with over a third of boys opting for sports and over a quarter of girls choosing teaching, each around three times or more popular than it is for the other gender. Other traditionally-observed gendered preferences can be seen, with hairdressing and beauty therapist appearing for girls, and driver/mechanic appearing for boys.

Table 13: Australia. Top career aspirations of children aged 7-11 by gender

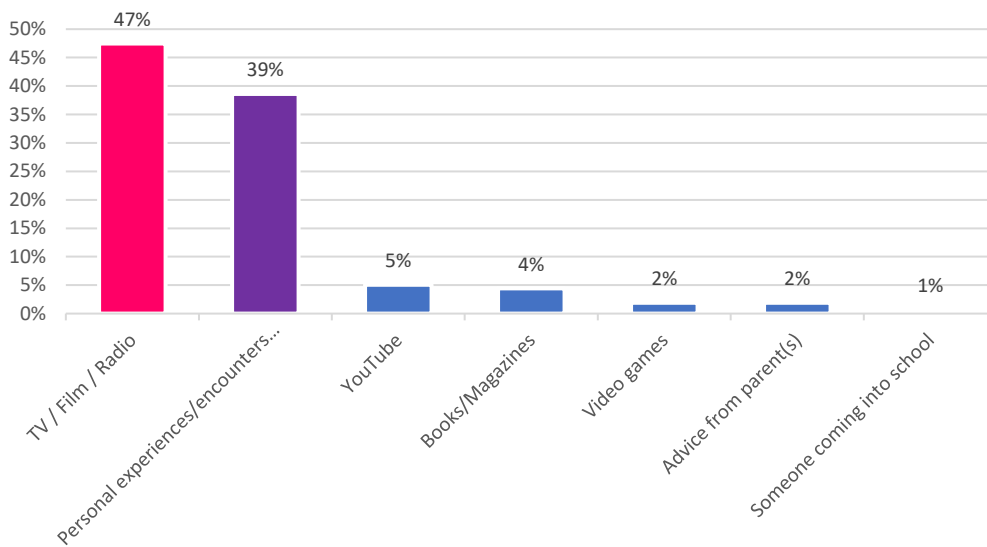
Girls top 10 jobs	%	Boys top 10 jobs	%
Teacher/Lecturer	26%	Sportsman/woman	37%
Sportsman/woman	13%	Police	15%
Vet	9%	Engineer (civil, mechanical, electrical)	7%
Hairdresser	6%	Teacher/Lecturer	5%
Police	5%	Driver/Haulier	5%
Artist	4%	Mechanic	4%
Actor/Actress	4%	Scientist	4%
Scientist	4%	Farmer	4%
Beauty therapist	3%	Actor/Actress	3%
Farmer	3%	Vet	2%

Who you know

45% of respondents indicated that they personally know someone who does the job they selected, in most cases a parent/guardian (36%) or a member of the extended family (29%), but school staff (18%) and friends (14%) also

play a role. Where they did not know someone, they most commonly heard about the job from TV/film/radio (47%) or from personal experiences/encounters (39%) - see Figure 11 for full details.

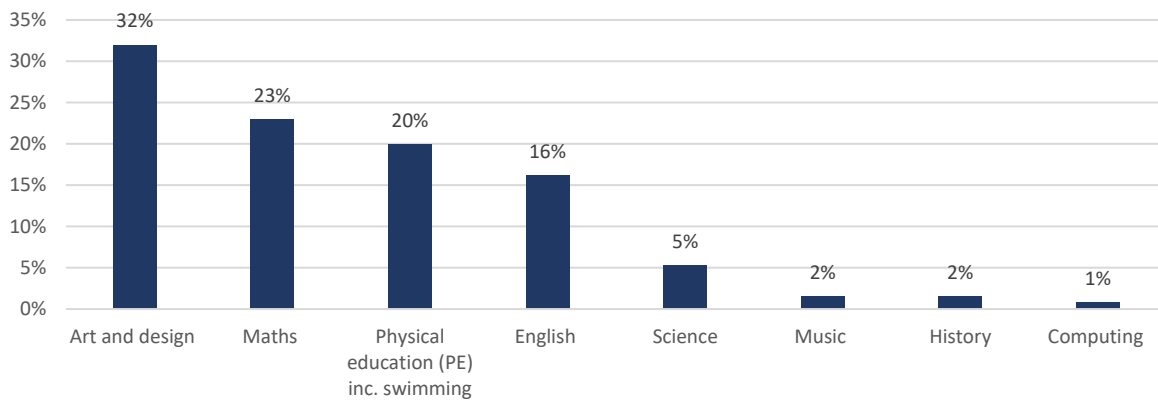
Figure 11: Australia. How did you hear about this job (for those who don't know someone who does it)



Favourite subject

Figure 12 sets out the most popular subjects, with Art & Design, Maths and PE taking the top place. Unlike with career aspirations, there is less gender-driven difference between the favourite subjects. The preference for Art & Design is driven by girls (47% versus 16%) and for maths/PE by boys (29% versus 17% and 27% versus 13%).

Figure 12: Australia: Most popular school subjects for children aged 7-11



Labour market match

An analysis of Australia’s projected employment growth from 2017-22 highlights the dominance of health care/social assistance (25%), professional/scientific/technical services (13%), construction (12%), education (12%), accommodation/food services (10%), public administration/safety (8%) and retail (5%).⁵³ Other than the near-omnipresent misalignment on sports, there are some modest areas of alignment in terms of top ten aspirations – education is a priority in both, as is science/engineering and public safety. Despite some passion for becoming a vet, the major requirement on healthcare stands out as a key area of misalignment, along with construction and accommodation/food.

⁵³ Australian Government Department of Employment (2017) *Employment Outlook to May 2022*. Available at: <http://lmip.gov.au/default.aspx?LMIP/GainInsights/EmploymentProjections>; Australian Government Department of Employment (2017) *Industry Employment Projections Report*. Available at: <http://lmip.gov.au/default.aspx?LMIP/GainInsights/EmploymentProjections>.

Bangladesh



For Bangladesh, there were 401 qualifying responses from 7 different schools in the urban regions of Dhaka and Eskaton. The majority of responses came from Scholastica (217) and London Grace International School (63). The vast majority spoke Bangla at home (93%), with 54% speaking exclusively English at school. 49% were boys and the majority were aged 7-9 (81%), with fewer aged 10 and 11.

The most popular careers are, as elsewhere, highly concentrated into a few occupations, reflecting a combination of traditionally aspirational careers (doctor, at 27%), celebrity focus (sportsman/woman, at 15%), and modern growth drivers (scientist, at 14%), as well as the common focus on highly visible careers (teacher/lecturer, at 12%). 68% of respondents selected one of these four careers.

Gender

Significant gender differences emerge in the most common career aspirations (Table 14). While similar numbers select scientist (11% girls and 14% boys), the others differ widely – with boys favouring sports and engineering and women favouring doctor and teacher/lecturer.

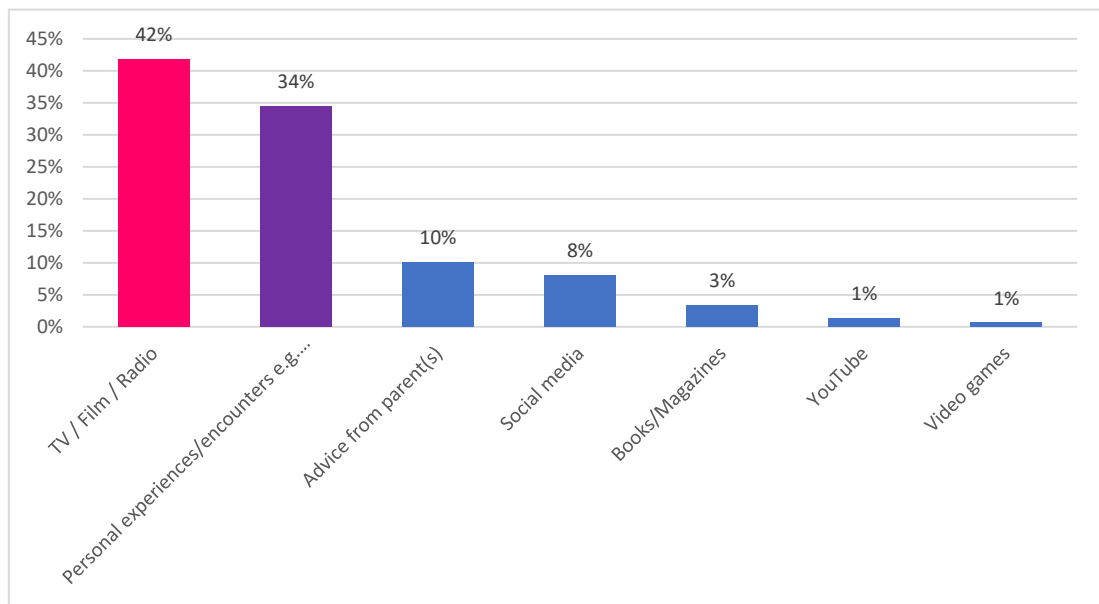
Table 14: Bangladesh. Top career aspirations of children aged 7-11 by gender

Girls top 10 jobs	%	Boys top 10 jobs	%
Doctor	36%	Sportsman/woman	24%
Teacher/Lecturer	20%	Scientist	14%
Scientist	11%	Engineer (civil, mechanical, electrical)	13%
Artist	5%	Doctor	9%
Fashion/jewellery/shoes/handbags designers	3%	Army/Navy/Airforce/Firefighter	8%
Sportsman/woman	2%	Airline pilot	8%
Airline pilot	2%	Police	3%
Engineer (civil, mechanical, electrical)	2%	Mechanic	2%
Architect	2%	Artist	2%
Lawyer (barrister/solicitor)	2%	Chef	2%

Who you know

55% of respondents indicated that they personally know someone who does the job they selected, in most cases a member of the extended family (63%) or a parent/guardian (23%). Where they did not know someone, they most commonly heard about the job from TV/film/radio (42%) or from personal experiences/encounters (35%), with a further 10% stating advice from parents and 8% from social media (see Figure 13 for full details).

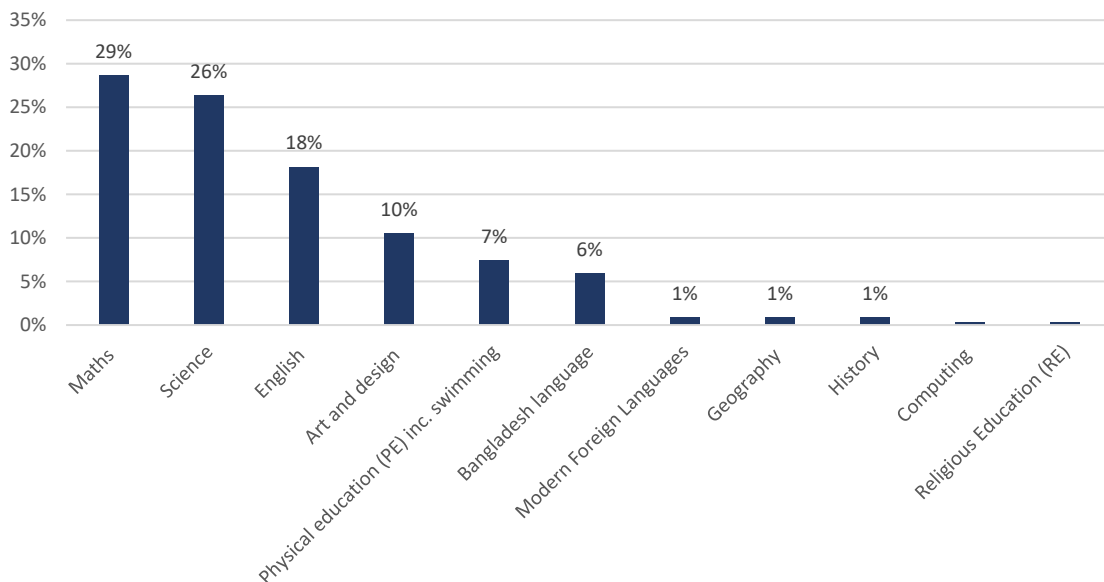
Figure 13: Bangladesh. How did you hear about this job (for those who don't know someone who does it)



Favourite subject

Figure 14 sets out the most popular subjects, with Maths, Science and English taking the top places. Unlike with career aspirations, there is less gender-driven difference between the favourite subjects. The top three are the same for both boys and girls (albeit in a different order) and broadly similar patterns follow throughout.

Figure 14: Bangladesh. Most popular school subjects for children aged 7-11



Labour market match

There is little economic data to match to analyses of Bangladesh’s employment needs by sector: manufacturing, agriculture, leather, pharmaceuticals, electronics, IT and tourism are identified as the main engines of growth.⁵⁴

⁵⁴ Asian Development Bank and the International Labour Organisation (2016b) *Bangladesh, Looking Beyond Garments. Employment Diagnostic Study*. Available at: <https://www.adb.org/sites/default/files/publication/190589/ban-beyond-garments-eds.pdf>.

Engineer, mechanic and fashion (in total 5% for girls and 13% for boys) are perhaps the best fit to economic growth drivers in the top 10 choices. Nonetheless, with scientist and doctor both being popular choices (47% for girls and 33% for boys), it is possible that the transferable skills and underlying preferences expressed by these could lead to satisfying employment in some of the other identified priority sectors. For instance, with appropriate guidance and inspiration experiences it may be possible to help young people understand the alignment between science aspirations and manufacturing or IT careers or between being a doctor and pharmaceutical careers.



Belarus



For Belarus, there were 867 qualifying responses from 87 different schools, in the regions of Gomel and Minsk. Many schools only provided one response, with Gymnasium #22 in Minsk the school with the most responses at 337. 47% were boys and the majority were aged 8-11 (97%).

The most popular careers are less highly concentrated into a few occupations than in many other countries, but continue to focus on similar themes: highly visible public service roles (doctor at 15%, police at 14%, teacher at 13%, armed forces/fire fighter at 12%) and celebrity focus (sportsman/woman, at 11%). 65% of respondents selected one of these six careers.

Gender

Significant gender differences emerge in the most common career aspirations (Table 15). Boys tend to prioritise highly active careers, such as police, armed forces and sports, as well as technical work like engineering, science and architecture. Girls, by contrast, tend to prioritise creative careers like fashion, hairdressing, singing and art, and teaching. Being a doctor is the only common choice with more than 5% of choices by both girls (14%) and boys (7%).

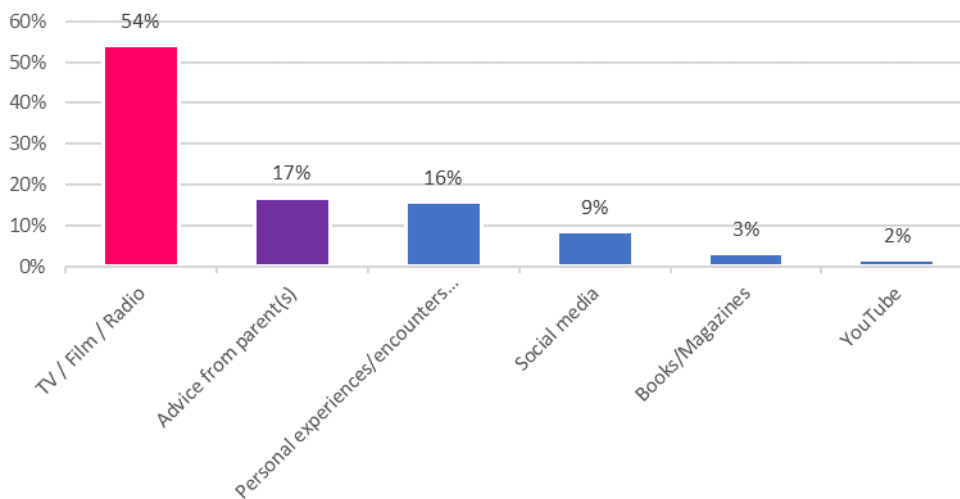
Table 15: Belarus. Top career aspirations of children aged 7-11 by gender

Girls top 10 jobs	%	Boys top 10 jobs	%
Teacher/Lecturer	14%	Police	20%
Doctor	14%	Army/Navy/Airforce/Firefighter	18%
Vet	13%	Sportsman/woman	15%
Fashion/jewellery/shoes/handbags designers	9%	Engineer (civil, mechanical, electrical)	7%
Hairdresser	7%	Doctor	7%
Singer/Musician	7%	Driver/Haulier	7%
Artist	6%	Architect	4%
Dancer	4%	Chef	3%
Actor/Actress	3%	Teacher/Lecturer	3%
Police	3%	Scientist	3%

Who you know

49% of respondents indicated that they personally know someone who does the job they selected, in most cases a member of the extended family (38%) or a parent/guardian (36%), with friends and teachers also identified for a number of respondents. Where they did not know someone, they most commonly heard about the job from TV/film/radio (54%), with a further 17% stating advice from parents and 16% from personal encounters (see Figure 15 for full details).

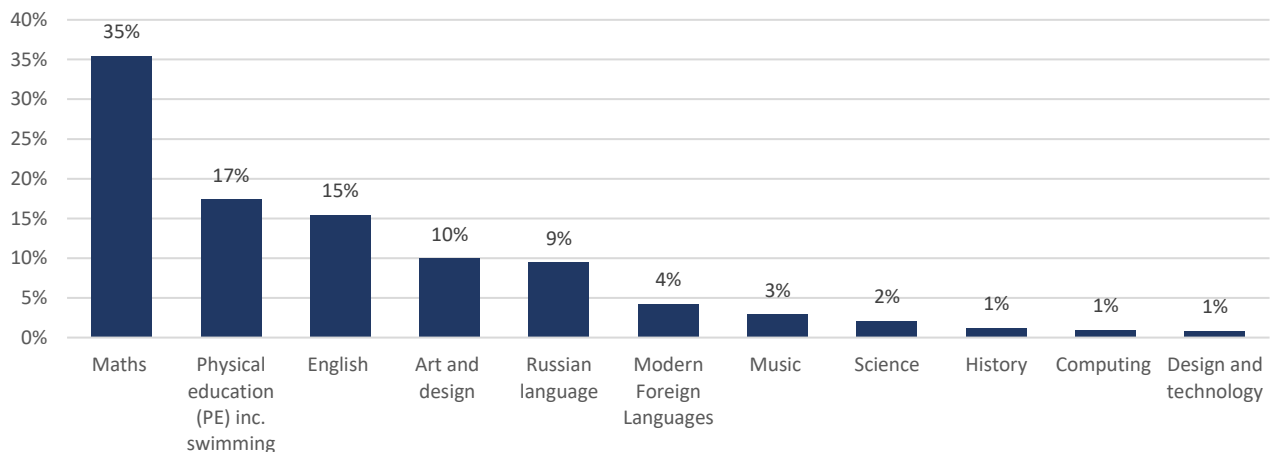
Figure 15: Belarus. How did you hear about this job (for those who don't know someone who does it)



Favourite subject

Figure 16 sets out the most popular subjects, with Maths, PE and English taking the top places. Unlike with career aspirations, there is less gender-driven difference between the favourite subjects. Maths and English are in the top two for both boys and girls.

Figure 16: Belarus. Most popular school subjects for children aged 7-11



Labour market match

The IMF and World Bank have both raised concerns about economic vulnerabilities, state-influenced resource allocations and Government finances, such that public sector roles are not expected to expand significantly. Given that public sector roles account for over 50% of aspirations, this points to a risk of future misalignment. Nonetheless, those sectors remain large employers and replacement demand is likely to be significant, even if they are not growing in absolute terms. ICT is projected to grow, albeit from a low base, which may point to an opportunity for some inspiration and insight activities in schools.⁵⁵

⁵⁵ EY (2017) 'The IT Industry in Belarus: 2017 and Beyond'. Available at: [http://www.ey.com/Publication/vwLUAssets/ey-it-industry-in-belarus-2017-and-beyond/\\$FILE/ey-it-industry-in-belarus-2017-and-beyond.pdf](http://www.ey.com/Publication/vwLUAssets/ey-it-industry-in-belarus-2017-and-beyond/$FILE/ey-it-industry-in-belarus-2017-and-beyond.pdf); World Bank Group (2017a) *Belarus: Economic Update*. Available at: <http://pubdocs.worldbank.org/en/968931512545303062/BelarusEconomicUpdate-Dec2017-en.pdf>.

China



For China, there were 494 qualifying responses from 4 different schools, in the regions of Beijing and Yinzhou. Dahongmen First PS in Beijing provided the most responses at 209. 29% were boys and the majority were aged 9-11 (82%), with most of the remainder aged 8.

The most popular careers are less highly concentrated into a few occupations than in many other countries, but continue to focus on similar themes: highly visible public service roles (teacher at 28%) and a celebrity focus, in careers where only a few achieve success but those that do typically achieve considerable acclaim and popularity (dancer at 13%, artist at 12%, singer/musician at 9%). Technical careers, scientist and doctor, appear in places 5 and 6 with 9% and 8% respectively. 79% of respondents selected one of these six careers. Unlike many other countries, sports only just appears in the top ten with only 3%. However, this distribution is affected by the gender split, weighted towards girls.

Gender

Significant gender differences emerge in the most common career aspirations (Table 16). Boys tend to prioritise highly active careers, such as police and armed forces, as well as technical work like science. Girls, by contrast, tend to prioritise creative careers like dancing, art, fashion and music. Being a doctor and teaching are the only common choices with more than 5% selecting them among both girls and boys.

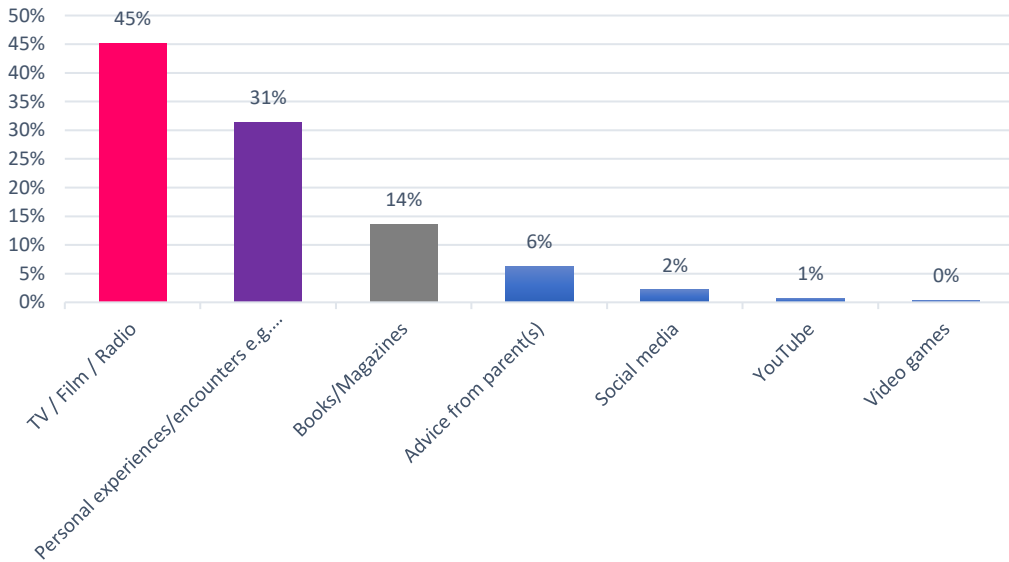
Table 16: China. Top career aspirations of children aged 7-11 by gender

Girls top 10 jobs	%	Boys top 10 jobs	%
Teacher/Lecturer	29%	Scientist	20%
Dancer	16%	Police	17%
Artist	14%	Army/Navy/Airforce/Firefighter	14%
Singer/Musician	9%	Teacher/Lecturer	13%
Doctor	7%	Doctor	8%
Fashion/jewellery/shoes/handbags designers	7%	Sportsman/woman	7%
Scientist	3%	Chef	5%
Army/Navy/Airforce/Firefighter	2%	Airline Pilot	4%
Nurse/Health visitor	2%	Singer/Musician	4%
Actor/Actress	2%	Artist	3%

Who you know

36% of respondents indicated that they personally know someone who does the job they selected, in most cases a member of the school staff (47%) or an extended family member (36%), with parents/guardians also identified by 13% of respondents. Where they did not know someone, they most commonly heard about the job from TV/film/radio (45%) - see Figure 17 for full details.

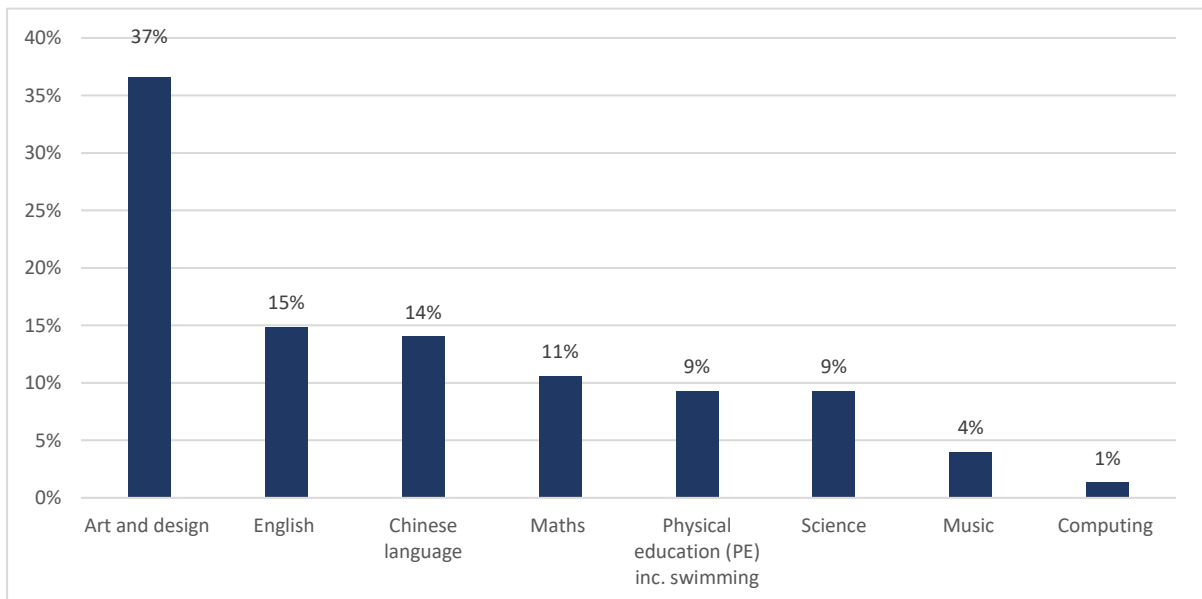
Figure 17: China. How did you hear about this job (for those who don't know someone who does it)



Favourite subject


Figure 18 sets out the most popular subjects, with Art & Design, English, and Chinese Language taking the top places. Preferences display a clear gender difference, as with career aspirations: among boys, the top three subjects were PE, Art & Design, and Science.

Figure 18: China. Most popular school subjects for children aged 7-11



Labour market match

The IMF estimates that employment in primary sectors, for instance agriculture and mining, will decline year on year, while employment in services, and to a lesser extent manufacturing, will grow year on year.⁵⁶ At a high level, career aspirations are more closely aligned to the services sector, although they remain highly concentrated on a small number of careers within the sector. Similarly, the absence of primary sectors in the top career aspirations is broadly in line with the IMF forecasts, although primary sectors will still remain a major part of the economy, with some replacement labour needs.



⁵⁶ Lam, R., Liu, X., Schipke, A. (2015) 'China's Labour Market in the "New Normal"', *IMF Working Paper*, 1-33. Zhaopin Limited, available at: http://zhaopin.investorroom.com/2017-07-20-China-Labor-Market-Continued-to-Improve-in-the-Second-Quarter-of-2017#assets_43_97-3:27.

Colombia



For Colombia, there were 266 qualifying responses from a single school, Escuela Normal Superior de Putumayo. 48% were boys and the most were aged 7-10 (81%).

The most popular careers are highly concentrated into a few occupations like in many other countries, typically those with a celebrity focus (sportsman/woman at 22%), traditionally aspirational careers (doctor at 19% and vet at 11%), highly visible public service roles (teacher at 12% and police at 9%). 73% of respondents selected one of these five careers.

Gender

Significant gender differences emerge in the most common career aspirations (Table 17). Boys tend to prioritise highly active careers, such as police, armed forces and sports, as well as technical work like engineering and science. Girls, by contrast, tend to prioritise creative careers like fashion, hairdressing, singing and art, and teaching. Being a doctor is the only common choice with more than 5% of choices by both girls (22%) and boys (8%), following by police (5% and 10%).

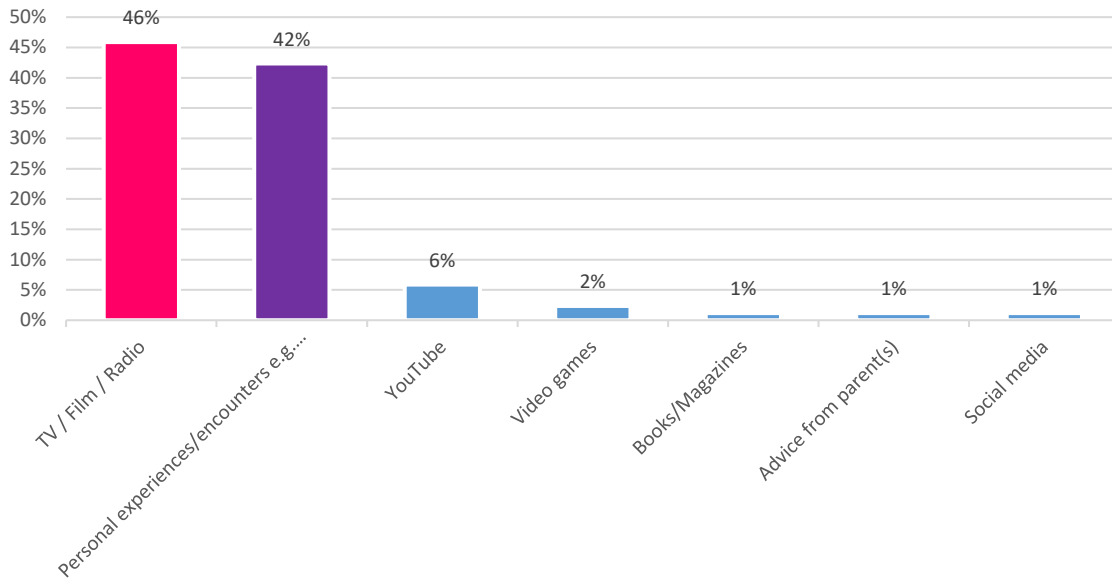
Table 17: Colombia. Top career aspirations of children aged 7-11 by gender

Girls' top 10 jobs	%	Boys' top 10 jobs	%
Doctor	22%	Sportsman/woman	34%
Teacher/Lecturer	16%	Army/Navy/Airforce/Firefighter	13%
Vet	15%	Police	10%
Singer/Musician	8%	Doctor	8%
Nurse/Health visitor	7%	Scientist	6%
Police	5%	Engineer (civil, mechanical, electrical)	6%
Dancer	4%	Driver/Haulier	3%
Sportsman/woman	3%	Artist	3%
Lawyer (barrister/solicitor)	3%	Singer/Musician	3%
Engineer (civil, mechanical, electrical)	3%	Vet	3%

Who you know

62% of respondents indicated that they personally know someone who does the job they selected, in most cases a member of the extended family (42%) or a parent/guardian (21%), with friends and teachers also identified for a number of respondents (20% and 10%). Where they did not know someone, they most commonly heard about the job from TV/film/radio (46%) - see Figure 19 for full details.

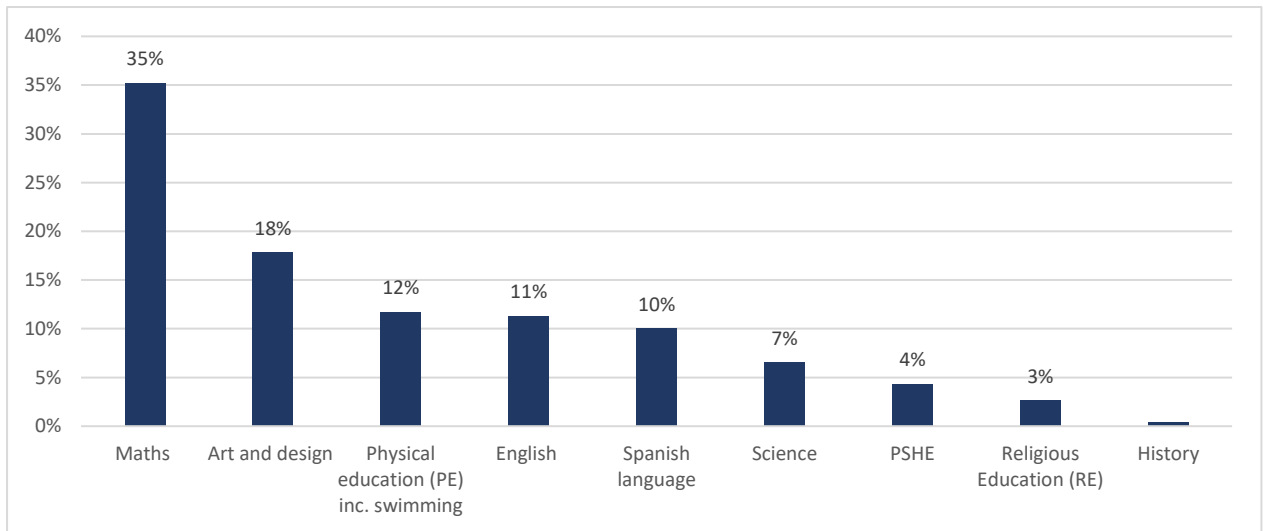
Figure 19: Colombia. How did you hear about this job (for those who don't know someone who does it)



Favourite subject

Figure 20 sets out the most popular subjects, with Maths, Art & Design, and PE taking the top places. Unlike with career aspirations, there is less gender-driven difference between the favourite subjects. Maths and Art & Design are in the top two for both boys and girls, although with a single school in the sample this may also reflect the specific teachers and cultures at that school.

Figure 20: Colombia. Most popular school subjects for children aged 7-11



Labour market match

The OECD highlights a growing economy, with support coming from new infrastructure projects, among other activities, which relates poorly to aspirations focused on a few careers grouped around celebrity and public service functions.⁵⁷

⁵⁷ OECD (2017). *OECD Economic Outlook, Volume 2017 Issue 2: Preliminary version*. Paris: OECD Publishing.

Pakistan



For Pakistan, there were 1,201 qualifying responses from seven schools. The largest number of responses came from The City School network (424). 60% were boys and the most were aged 8-11 (89%).

The most popular careers are highly concentrated into a few occupations like in many other countries, typically those with a celebrity focus (sportsman/woman at 13%), traditionally aspirational careers (doctor at 28%), highly visible public service roles (armed forces/firefighter at 16%; teacher at 12%). 69% of respondents selected one of these four careers.

Gender

Significant gender differences emerge in the most common career aspirations (Table 18). Being a doctor or a scientist are the only common options among those chosen by more than 5% of children. Boys tend to prioritise highly active careers, such as armed forces and sports. Girls, by contrast, tend to prioritise being a teacher or an artist, as well as being a doctor which was chosen by an astonishing 40% of all girls.

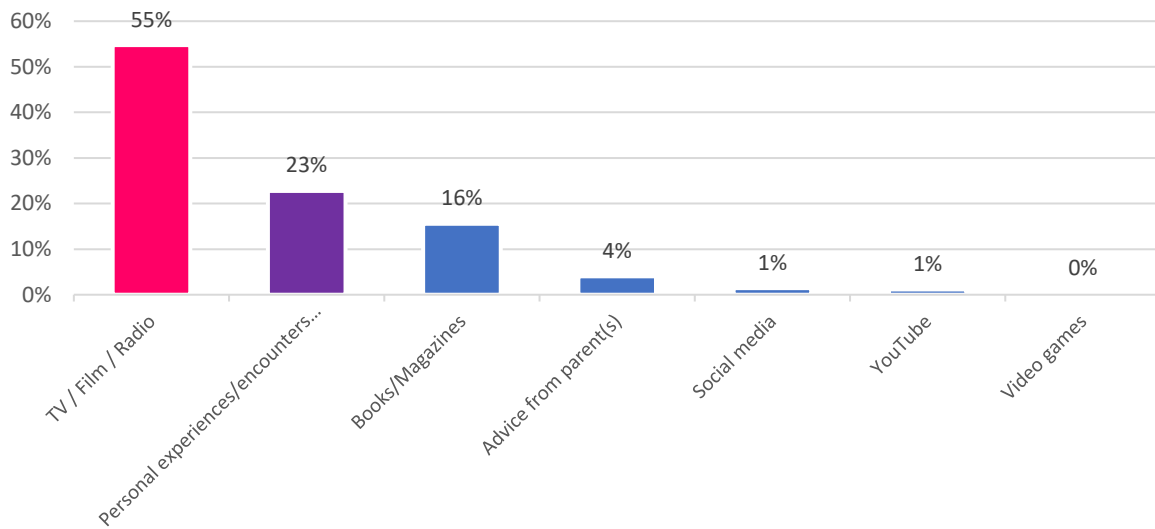
Table 18: Pakistan. Top career aspirations of children aged 7-11 by gender

Girls top 10 jobs	%	Boys top 10 jobs	%
Doctor	40%	Army/Navy/Airforce/Firefighter	23%
Teacher/Lecturer	23%	Sportsman/woman	20%
Artist	10%	Doctor	16%
Scientist	6%	Scientist	9%
Army/Navy/Airforce/Firefighter	4%	Airline pilot	7%
Fashion/jewellery/shoes/handbags designers	3%	Police	5%
Engineer (civil, mechanical, electrical)	3%	Artist	5%
Chef	2%	Engineer (civil, mechanical, electrical)	4%
Airline pilot	2%	Teacher/Lecturer	3%
Sportsman/woman	1%	Chef	2%

Who you know

54% of respondents indicated that they personally know someone who does the job they selected, in most cases a member of the extended family (55%) or a parent/guardian (27%). Where they did not know someone, they most commonly heard about the job from TV/film/radio (55%) - see Figure 21 for full details.

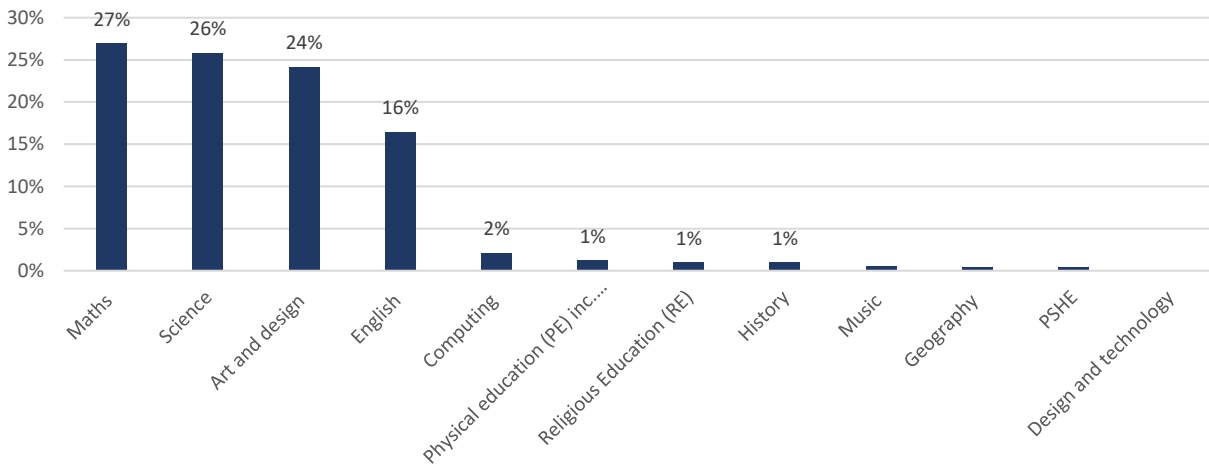
Figure 21: Pakistan. How did you hear about this job (for those who don't know someone who does it)



Favourite subject

Figure 22 sets out the most popular subjects, with Maths, Science, and Art & Design taking the top places. Unlike with career aspirations, there is less gender-driven difference between the favourite subjects. The same three subjects appear in the top three both boys and girls with broadly similar percentage preferences.

Figure 22: Pakistan. Most popular school subjects for children aged 7-11



Labour market match

A recent Labour Force Survey identifies the current distribution of employed persons by major industry. Agriculture/forestry, manufacturing and retail account for 73% of employment (40% in agriculture and related activities) – yet these barely appear in the top ten of aspirations – 4% choosing engineering is the closest match.⁵⁸ Most aspirations relate most closely to the 13% of the labour force employed in community, society and personal services, but refer to only a small subset of those services. However, services are due to grow faster than agriculture/forestry, so this may translate into an increasing number of opportunities in these areas.

⁵⁸ Pakistan Economic Survey 2014-15. Available at: http://www.finance.gov.pk/survey_1415.html. ; Pakistan Economic Survey 2016-17. Available at: http://www.finance.gov.pk/survey_1617.html. World Bank Group (2017c) *Pakistan Development Update. Growth: A Shared Responsibility*.

Portugal



For Portugal, there were 539 qualifying responses across six schools, spread across a variety of urban and rural areas in Braga, Minho-Braga and Centro regions. The most responses came from Quinta da Veiga in Minho-Braga (138). 45% were boys and the most were aged 7-9 (80%).

The most popular careers are highly concentrated into a few occupations like in many other countries. Sports is the most popular at 29%, with another celebrity-focused career in singing being selected by 7%. Health-related careers are chosen by many (vet at 15% and doctor at 10%). Teaching is also popular at 14%, alongside policework at 8% as another public service career.

Gender

Significant differences appear by gender (Table 19). A remarkable 49% of boys identify sports as their preferred career, followed by other highly active public service careers: 15% in policework and 8% in armed forces/firefighting. Girls lead the charge on nurturing public service careers, with 20% choosing teaching (versus only 2% of boys), 19% choosing vet (versus 5%) and 13% choosing doctor (versus 2%). While scientist appears in both lists, boys are more likely to choose technical careers such as science, engineering and architecture, with girls more likely to choose creative careers like singing, dance, acting and art.

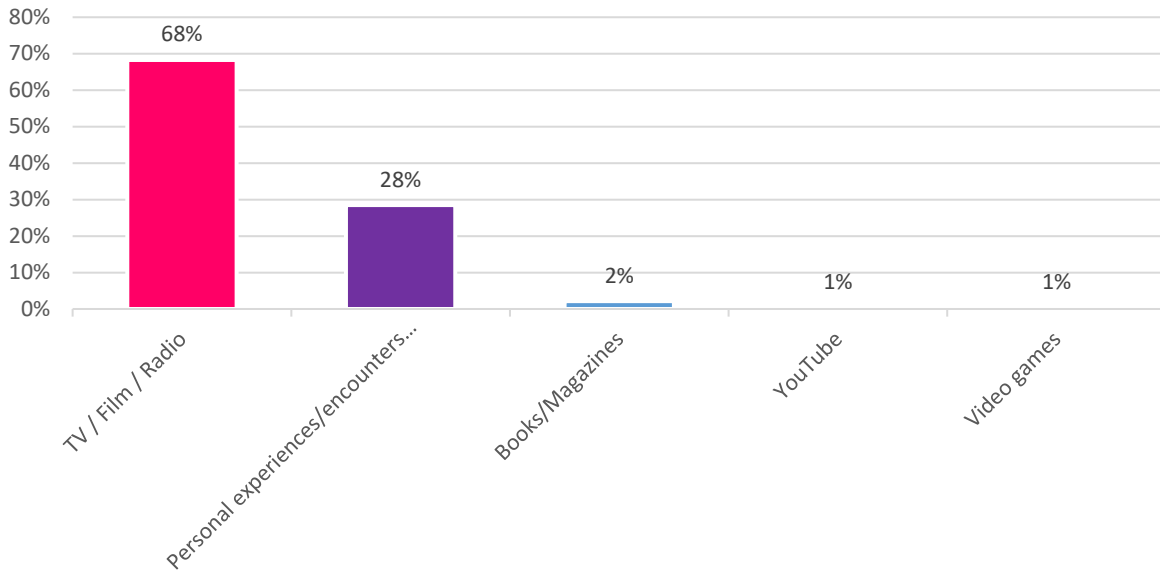
Table 19: Portugal. Top career aspirations of children aged 7-11 by gender

Girls top 10 jobs	X	Boys top 10 jobs	%
Teacher/Lecturer	20%	Sportsman/woman	49%
Vet	19%	Police	15%
Doctor	13%	Army/Navy/Airforce/Firefighter	8%
Singer/Musician	10%	Scientist	6%
Hairdresser	9%	Vet	5%
Sportsman/woman	5%	Chef	2%
Dancer	5%	Doctor	2%
Actor/Actress	5%	Teacher/Lecturer	2%
Scientist	2%	Engineer (civil, mechanical, electrical)	1%
Artist	2%	Architect	1%

Who you know

28% of respondents indicated that they personally know someone who does the job they selected, in most cases a friend (35%) or a member of the extended family (26%). Where they did not know someone, they most commonly heard about the job from TV/film/radio (68%) - see Figure 23 for full details.

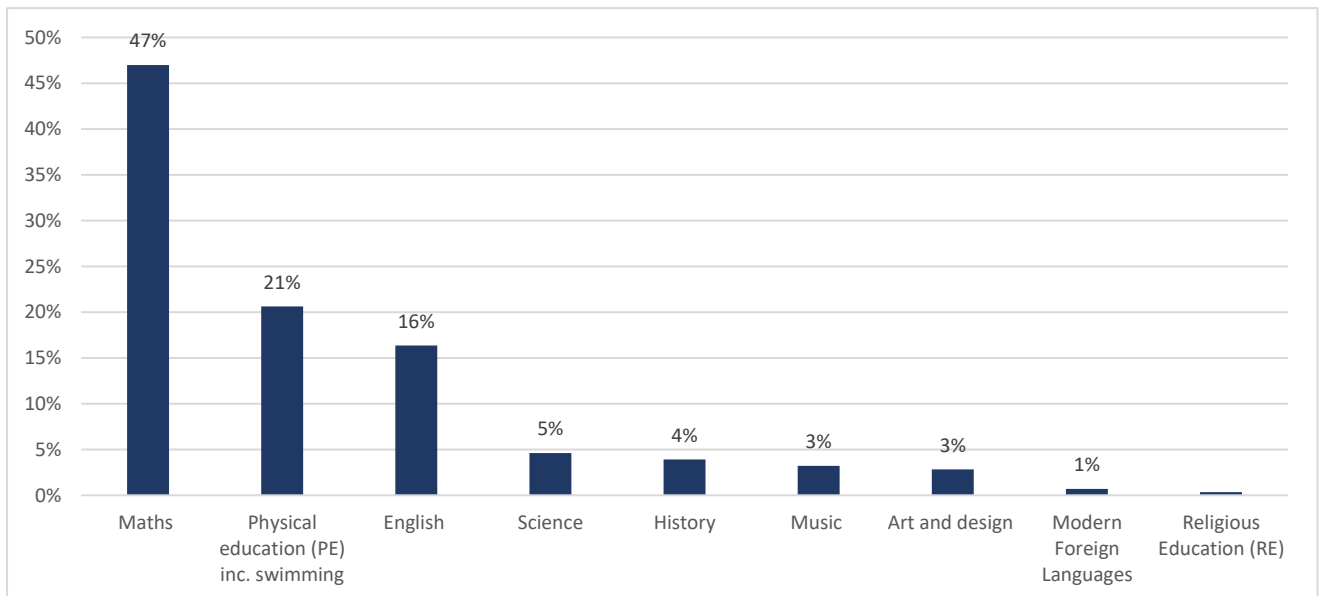
Figure 23: Portugal. How did you hear about this job (for those who don't know someone who does it)



Favourite subject

Figure 24 sets out the most popular subjects, with Maths, PE and English appearing in the top three, echoing choices in many other countries. These are the top three choices for both boys and girls, in broadly similar ratios.

Figure 24: Portugal. Most popular school subjects for children aged 7-11



Labour market match

EURES provides a list of the top ten most required occupations: 1) waiters; 2) heavy truck and lorry drivers; 3) bricklayers and related workers; 4) cooks; 5) manufacturing labourers not elsewhere classified; 6) kitchen helpers; 7) structural-metal preparers and erectors; 8) shop sales assistants; 9) home-based personal care workers; 10) commercial sales representatives.⁵⁹ The disconnect in sports is common to many countries, as is the relatively unmet need for construction, transport and manufacturing-related activities. However, services is a common theme between many of the aspirations as well as the required occupations, although the former focuses on public services (healthcare, teaching, policework) whereas the latter focuses on private services (hospitality, retail and personal care workers).



⁵⁹ Banco de Portugal (2017) *Projection for the Portuguese Economy: 2017-19.* ; EURES (2017) *European Job Mobility Portal. Labour Market Information.* Available at: <https://ec.europa.eu/eures/main.jsp?catId=493&Imi=Y&acro=Imi&lang=en&recordLang=en&parentId=&countryId=AT®ionId=AT0&nuts2Code=null&nuts3Code=null&mode=text®ionName=National%20Level>.

Romania



For Romania, there were 292 qualifying responses from two schools: Gimnaziala 'AL.I.CUZA' and Scala Gimnazila. 41% were boys and the most were aged 7-9 (81%).

The most popular careers are highly concentrated into a few occupations like in many other countries, typically those with a celebrity focus (sportsman/woman at 15%), traditionally aspirational careers (doctor at 16% and vet at 12%), highly visible public service roles (police at 10%; teacher at 20%). 73% of respondents selected one of these five careers.

Gender

Significant gender differences emerge in the most common career aspirations (Table 20). Being a doctor or a teacher are the only common options among those chosen by more than 5% of children. Boys tend to additionally prioritise highly active careers, such as armed forces and sports, and technical careers like engineering or architecture. Girls, by contrast, tend to additionally prioritise being a singer or an artist or working in fashion.

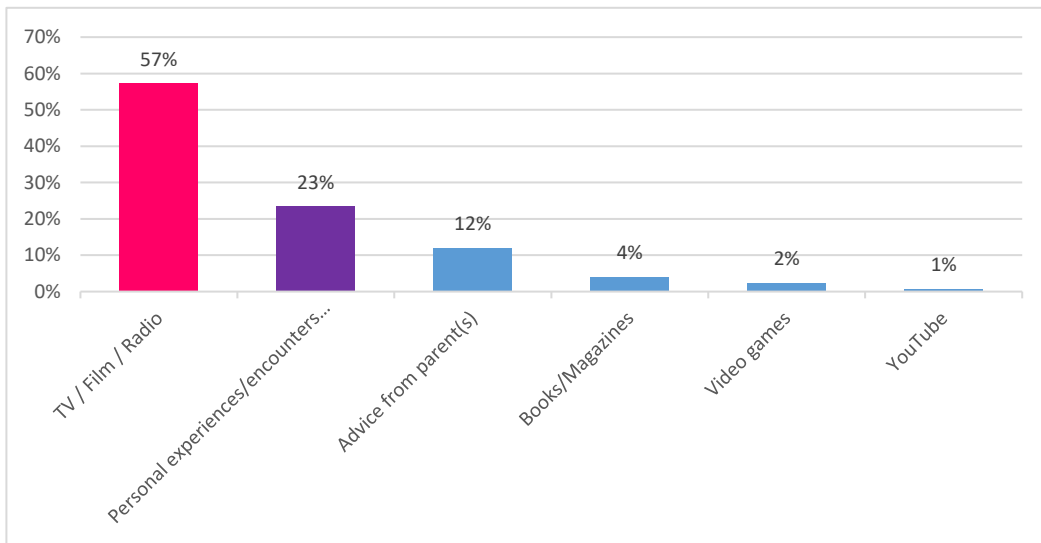
Table 20: Romania. Top career aspirations of children aged 7-11 by gender

Girls top 10 jobs	%	Boys top 10 jobs	%
Teacher/Lecturer	24%	Sportsman/woman	25%
Doctor	17%	Police	13%
Vet	16%	Army/Navy/Airforce/Firefighter	11%
Singer/Musician	8%	Doctor	8%
Artist	5%	Teacher/Lecturer	8%
Fashion/jewellery/shoes/handbags designers	5%	Engineer (civil, mechanical, electrical)	7%
Police	4%	Architect	5%
Sportsman/woman	3%	Actor/Actress	3%
Dancer	3%	Artist	3%
Nurse/Health visitor	2%	Singer/Musician	3%

Who you know

43% of respondents indicated that they personally know someone who does the job they selected, in most cases a parent/guardian (38%) or a member of the school staff (27%). Where they did not know someone, they most commonly heard about the job from TV/film/radio (57%) - see Figure 25 for full details.

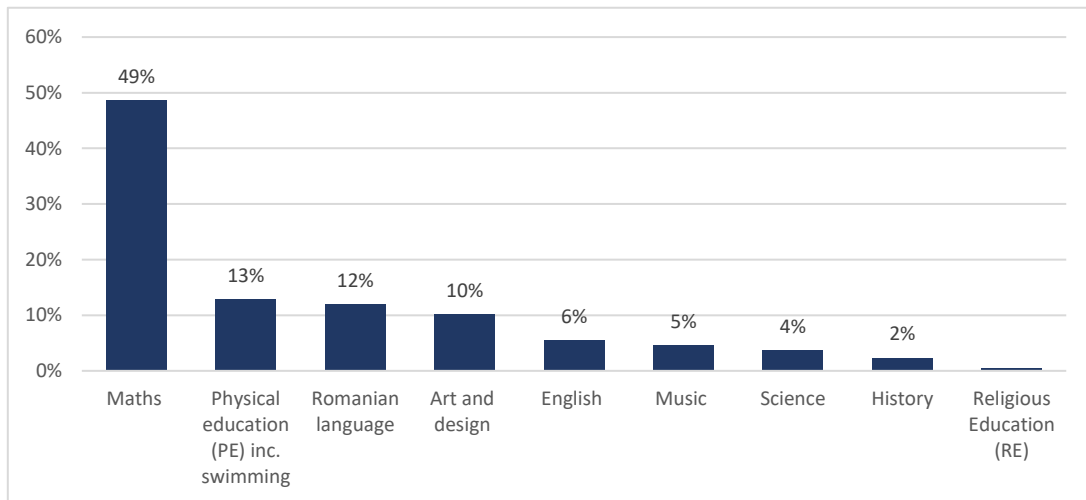
Figure 25: Romania. How did you hear about this job (for those who don't know someone who does it)



Favourite subject

Figure 26 sets out the most popular subjects, with Maths dominating the responses at 49% (dominating for both boys and girls), followed by PE (preferred by 23% of boys) and the Romanian language (preferred by 17% of girls).

Figure 26: Romania. Most popular school subjects for children aged 7-11



Labour market match

According to CEDEFOP’s analysis of the Romanian labour market,⁶⁰ 47% of people work in agriculture, forestry or fisheries and a further 20% in technical roles. Key growth areas are distribution and transport, as well as business and services. It is hard to relate this to the public service functions primarily chosen by children as preferred careers.

⁶⁰ CEDEFOP (2015) *Romania: Skills forecasts up to 2025, 2015 edition*. Available at: <http://www.cedefop.europa.eu/en/publications-and-resources/country-reports/romania-skills-forecasts-2025>.

Serbia



For Serbia, there were 338 qualifying responses from a single school: Nikola Vukiecevic. 45% were boys and the most were aged 7-10 (99%).

The most popular careers are highly concentrated into a few occupations like in many other countries, typically those with a celebrity focus (sportsman/woman at 23%), health-focused careers (doctor at 10% and vet at 8%), and highly visible public service roles (police at 16%; teacher at 19%). 76% of respondents selected one of these five careers.

Gender

Compared to other countries, only modest gender differences emerge in the most common career aspirations (Table 21). Working in health (doctor and vet), in sports and as police are chosen by more than 5% of both boys and girls, albeit with girls prioritising teaching and boys prioritising sports and policework. Boys tend to additionally prioritise physical careers, such as armed forces and driving. Girls, by contrast, tend to additionally prioritise being a singer or a hairdresser.

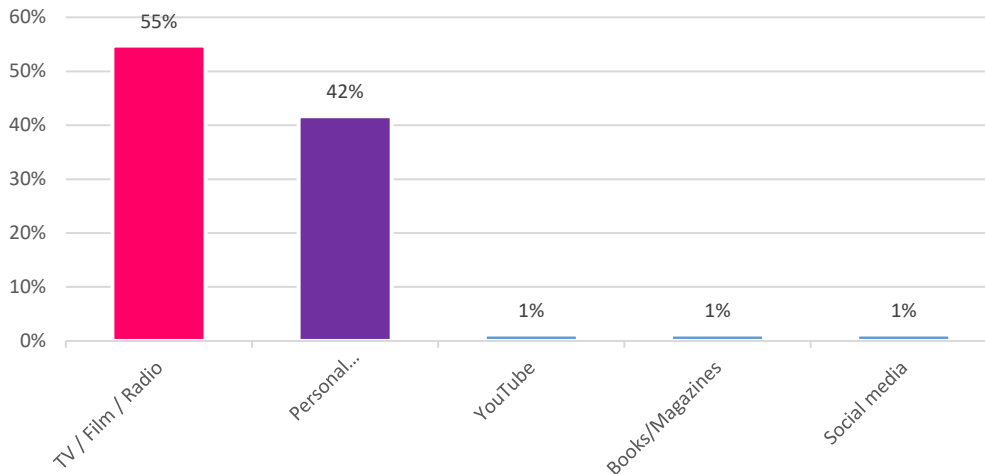
Table 21: Serbia. Top career aspirations of children aged 7-11 by gender

Girls top 10 jobs	%	Boys top 10 jobs	%
Teacher/Lecturer	27%	Sportsman/woman	28%
Sportsman/woman	14%	Police	24%
Hairdresser	12%	Driver/Haulier	10%
Doctor	11%	Army/Navy/Airforce/Firefighter	9%
Vet	8%	Doctor	5%
Police	6%	Vet	5%
Singer/Musician	5%	Teacher/Lecturer	2%
Chef	4%	Engineer (civil, mechanical, electrical)	2%
Artist	4%	Lawyer (barrister/solicitor)	2%
Army/Navy/Airforce/Firefighter	2%	Chef	2%

Who you know

50% of respondents indicated that they personally know someone who does the job they selected, in most cases a friend (25%), a member of the extended family (24%), or parents (23%). Where they did not know someone, they most commonly heard about the job from TV/film/radio (55%) - see Figure 27 for full details.

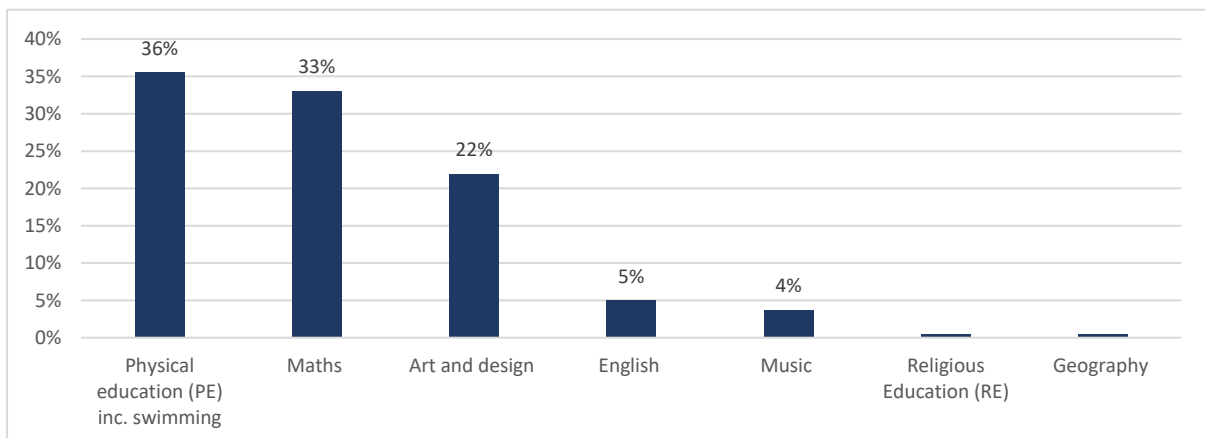
Figure 27: Serbia. How did you hear about this job (for those who don't know someone who does it)



Favourite subject

Figure 28 sets out the most popular subjects, with PE, Maths and Art & Design appearing in the top three – common choices across many countries. These are the top three choices for both boys and girls, although boys markedly prefer PE to Art & Design.

Figure 28: Serbia. Most popular school subjects for children aged 7-11




Labour market match

A Serbian governmental report projects that services and industrial production will account for a slightly higher share of economic activity in the future. Trade, tourism, hospitality and IT services are also rising, and agriculture will remain a major sector of employment.⁶¹ As with many countries, it is hard to align this diversity of requirements with the aspirational focus on public service careers, health and sports.

⁶¹ Government of the Republic of Serbia (2017) *Economic Reform Programme for the Period 2017-2019*. Available at: http://www.mfin.gov.rs/UserFiles/File/strategije/ERP%202017%20-%202019%20final_Eng.pdf

Uganda



For Uganda, there were 420 qualifying responses across eight schools, spread across a variety of urban, rural and remote areas. The most responses came from Kinumi Primary School (151). 52% were boys and the most were aged 9-11 (88%). A great variety of languages are spoken at home (around 35 different languages identified across the survey) but Runyoro and Alur were most commonly spoken at home. Most schooling was done in English (39%), in Runyoro (24%) or a mixture.

The most popular careers are highly concentrated into a few occupations like in many other countries, although celebrity careers are less common than in most countries and only 2% choose sports. Teaching is very popular at 37%, alongside other public service roles – police at 11%, nurse at 11%, and doctor at 7%. Working as a driver and a pilot are more prominent in the top ten than most other countries surveyed, at 17% and 11% respectively.

Gender

Significant differences appear by gender (Table 22). A remarkable 58% of girls identify teaching as their preferred career, followed by 29% choosing a health-related career. Boys display a greater diversity of careers, with five different careers identified by more than 5% of children each. While being a teacher and a doctor are also popular for boys, they fall behind more physical careers like driving, policework and being a pilot.

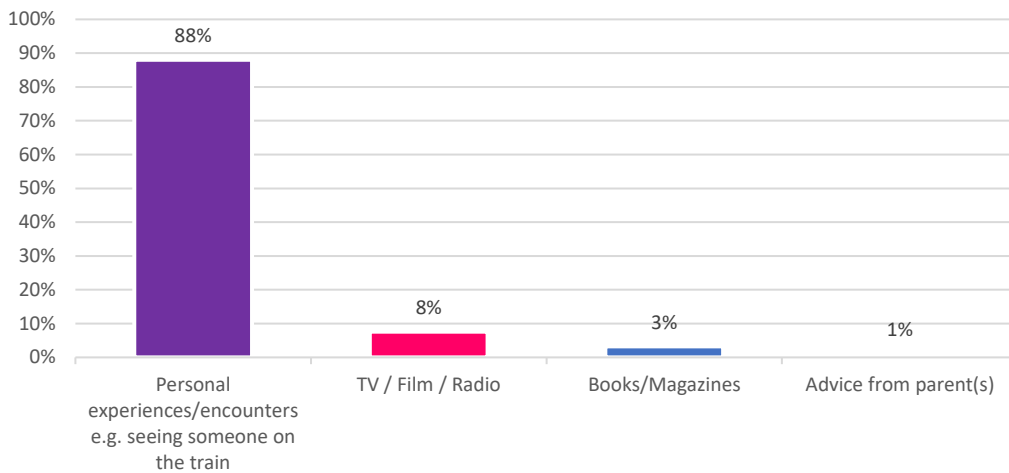
Table 22: Uganda. Top career aspirations of children aged 7-11 by gender

Girls top 10 jobs	%	Boys top 10 jobs	%
Teacher/Lecturer	58%	Driver/Haulier	28%
Nurse/Health visitor	21%	Police	20%
Doctor	8%	Airline pilot	20%
Driver/Haulier	4%	Teacher/Lecturer	16%
Police	2%	Doctor	5%
Artist	1%	Army/Navy/Airforce/Firefighter	3%
Politician	1%	Sportsman/woman	3%
Sportsman/woman	1%	Engineer (civil, mechanical, electrical)	2%
Army/Navy/Airforce/Firefighter	1%	Retail sales assistant	1%
Model	1%	Mechanic	1%

Who you know

75% of respondents indicated that they personally know someone who does the job they selected, in most cases a teacher (46%), a neighbour (26%) or a member of the extended family (20%). Where they did not know someone, they most commonly heard about the job from personal encounters or experiences (88%) - see Figure 29 for full details.

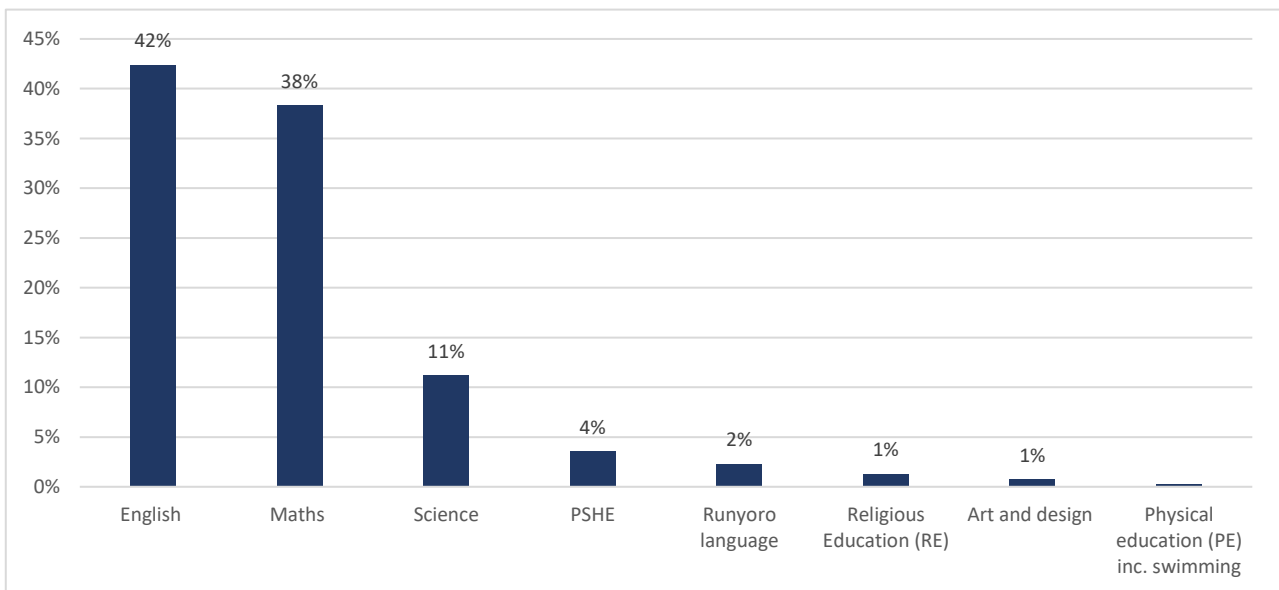
Figure 29: Uganda. How did you hear about this job (for those who don't know someone who does it)



Favourite subject

Figure 30 sets out the most popular subjects, with English, Maths and Science appearing in the top three. These are the top three choices for both boys and girls, although boys prefer Maths to English.

Figure 30: Uganda. Most popular school subjects for children aged 7-11




Labour market match

According to the Economic Development Policy and Research Department (EDPRD) of the Ministry of Finance of Uganda, the confirmation of commercially viable oil deposits will help create employment in areas such as construction, transport, hospitality and trade. Investment by China is also creating opportunities in manufacturing.⁶² The alignment to child aspirations primarily in public services is weak, although driving/hauling related activities are likely to align well with the demand in construction, transport, trade and manufacturing.

⁶² Economic Development Policy and Research Department (Uganda Ministry of Finance) (2014) *Uganda's Employment Challenge. An Evaluation of Government Strategy.*

Participating countries with smaller sample sizes

Austria



The sample size for Austria is very small (only 21 respondents) which make any analysis pretty narrow and limited. All the drawings were from Vienna with an almost equal number of boys (53%) and girls (47%) who drew who they want to become when they grow up. The kids are from an English speaking school but they all indicated they speak French or Dutch at home.

The most popular job among Austrian kids in our sample is Architect (23%) followed by sportsperson (18%) and doctor (14%). In 4th and 5th place is Vet and Actor/Actress. It does appear that art and science are the key themes to which these children are highly aspired.

Gender

Gender differences emerge in the top jobs among kids, however the gaps are slightly smaller in Austria. While 33% of the boys want to become an architect when they grow up only a third of the girls are inspired to do architectural work in future. Girls are most aspired to become actresses (20%) and vet (20%).

Table 23: Austria. Top career aspirations of children aged 7-11 by gender

Top jobs for Girls	%	Top jobs for boys	%
Actor/Actress	20%	Architect	33%
Vet	20%	Sportsman/woman	25%
Doctor	20%	Scientist	8%
Artist	10%	Lawyer (barrister/solicitor)	8%
Sportsman/woman	10%	Architect	8%
Architect	10%	Banker	8%
Graphic designer	10%	Doctor	8%

Iceland



Iceland participated in the survey by sending 242 entries. Children in the sample are from 2 schools in urban area of Arborg- Selfoss and Kopavogur. There is an almost even spread across the age range who participated in the drawing with the majority being from age 7-9. 51% of the drawings came from boys, 48% of them were girls and some of the children didn't respond.

Similar to many countries sports was very popular among kids in Iceland. 49% of the respondent showed interest in becoming a sportsman/woman. By a large gap, artist is the second most drawn profession (8% of the kids are inspired by art). It is interesting that within the top 5 jobs (apart from sportsman/woman) there is not a large difference in terms of the number of kids wanting to become doctor, teacher and police officer.

Gender

58% of the 7-11-year-old boys from Iceland want to be sportsman. While only 22% of the girls chose to do sports when they grow up, it is still the top profession for them. It is the only country in the survey where the top job chosen by girls and boys is the same. Gender differences, however, emerge in the most common career aspirations. For instance teaching is the second most popular job for girls but none of the boys aged 7-11 are inspired to become a teacher in future. However there are some interesting patterns in terms of typical stereotyped professions in Iceland. Looking at figures below, girls are 4 times more likely to choose artist as a profession comparing to boys.

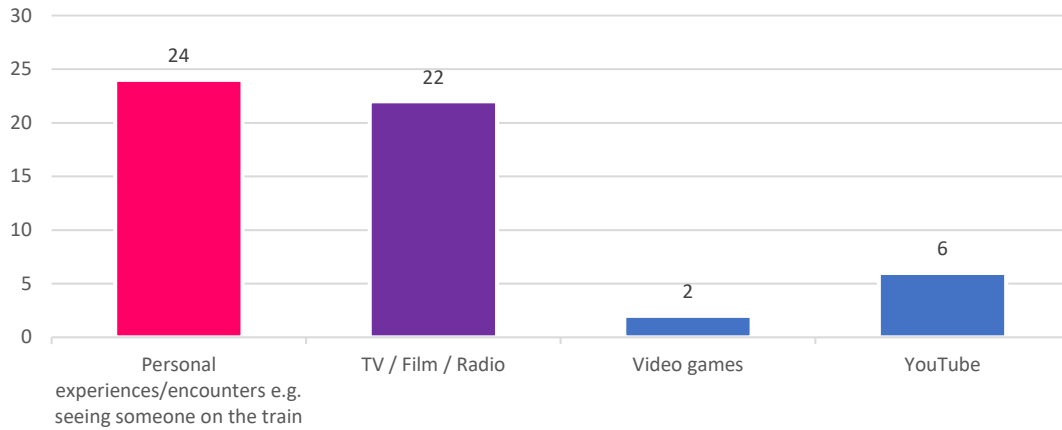
Table 24: Iceland. Top career aspirations of children aged 7-11 by gender

Top jobs for Girls	%	Top jobs for boys	%
Sportsman/woman	22%	Sportsman/woman	58%
Teacher/Lecturer	12%	Police	10%
Vet	11%	Doctor	4%
Artist	11%	Actor/Actress	4%
Doctor	9%	Carpenter/joiner	3%
Hairdresser	6%	Artist	3%
Retail sales assistant	5%	Army/Navy/Airforce/Firefighter	2%
Actor/Actress	5%	Scientist	2%
Dentist	4%	Retail sales assistant	2%
Singer/Musician	4%	Singer/Musician	2%

Who you know

Only 35% of the respondents indicated that they personally know someone who does the job they selected, in most cases a member of the extended family (39%) or a parent/guardian (29%). Where they did not know someone personally, 44% of the sample heard about the job from personal experiences. TV/film/radio comes the second with very close proportionate of kids hearing about the jobs through this channel. YouTube is the third most reported platform through which kids heard about many jobs (11%).

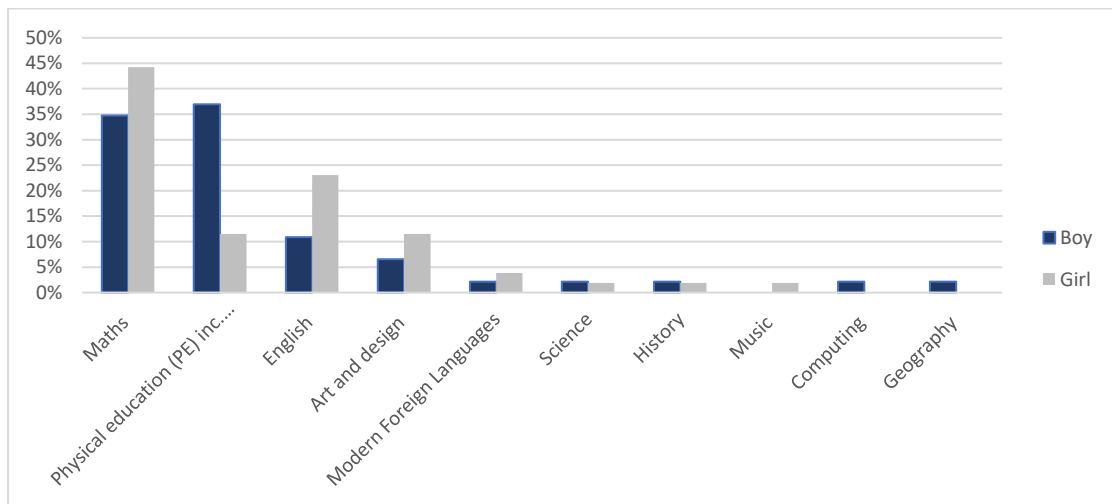
Figure 31: Iceland. How did you hear about this job (for those who don't know someone who does it)



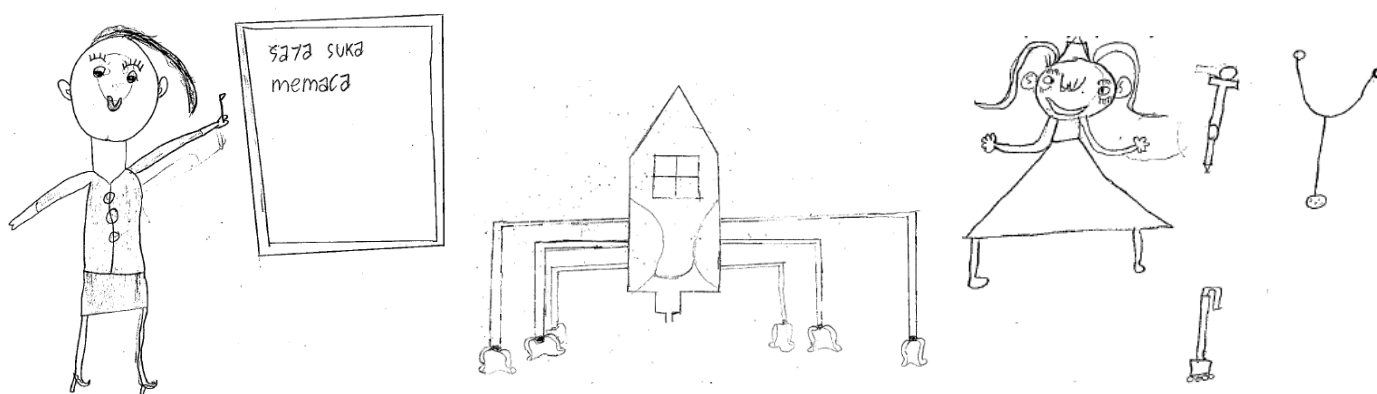
Kids' favourite subject at school

Generally, Maths (40%), Physical education (23%) and English (17%) are the most favourite subjects in school for kids in our sample. When broken down by gender this varies; girls scored Maths as the top choice (44%) whereas boys are more inspired by physical education (37%).

Figure 32: Iceland. Most popular school subjects for children aged 7-11



Indonesia



The number of entries from Indonesia is 61. All the drawings were from a rural area of Riau. 44% were boys and the majority were aged 9. The most popular careers among Indonesian kids are Police and Doctor. Similar to previous trends teaching is one of the most popular professions (10%), however, interestingly Airline pilot is as popular as teaching in Riau.

Gender

Significant gender differences emerge in the most common career aspirations. While 58% of the boys want to become Policemen when they grow up only 12% of the girls are inspired to become police officers in Indonesia. Girls are most aspired to become doctors (69%) and teachers (12%).

Table 25: Bangladesh. Top career aspirations of children aged 7-11 by gender

Top jobs for Girls	%	Top jobs for boys	%
Doctor	69%	Police	58%
Teacher/Lecturer	12%	Airline Pilot	19%
Police	12%	Teacher/Lecturer	8%
Artist	4%	Army/Navy/Airforce/Firefighter	8%
Airline Pilot	4%	Doctor	4%
....		Artist	4%

Who you know

Only 20% of the respondents indicated that they personally know someone who does the job they selected, in most cases a member of the extended family (83%) or a parent guardian (8%). Where they did not know someone, 90% of the sample heard about the job from TV/film/radio. Interestingly, 5% of the kids heard from the jobs through meeting someone coming into their schools which is higher than the UK figures.

Mexico



For Mexico, 89 children responded to the survey from only 1 school in the Coahuila Torreon urban region. All of the respondents spoke Spanish when they were at school and at home. Most of the children in the sample were girls (57%), with 60% of the sample coming from the lower age ranges (aged 7 to 8-years-old) with fewer aged 9 to 11-years-old.

The most popular jobs for Mexican children in our sample revolved around STEM with Vet (16%) coming in as the most popular choice followed by Doctor (12%). Mirroring other countries in our sample, Teacher/Lecturer is the third highest ranking career (11%).

Table 26: Mexico. Top career aspirations of children aged 7-11 by gender.

Girls top 10 jobs	%	Boys top 10 jobs	%
Vet	23%	Doctor	16%
Teacher/Lecturer	18%	Police	16%
Fashion/jewellery/shoes/handbags designers	16%	Sportsman/woman	13%
Doctor	9%	Singer/Musician	13%
Sportsman/woman	7%	Army/Navy/Airforce/Firefighter	13%
Singer/Musician	7%	Surgeon	6%
Artist	7%	Vet	6%
Beauty therapist	5%	Artist	6%
Police	4%	Scientist	6%
Chef	4%	Engineer (civil, mechanical, electrical)	3%

Gender

As Table 26 shows, Teacher/lecturer ranks highly for girls in our sample, but is not present in the top 10 jobs chosen by boys. In terms of STEM careers, there again seems to be a prevalence of girls preferring caring or nurturing professions, as Vet remains significantly higher for girls than boys. However, in contrast to other countries a higher proportion of boys (16%) have ambitions to become doctors compared to girls (9%).

Who you know

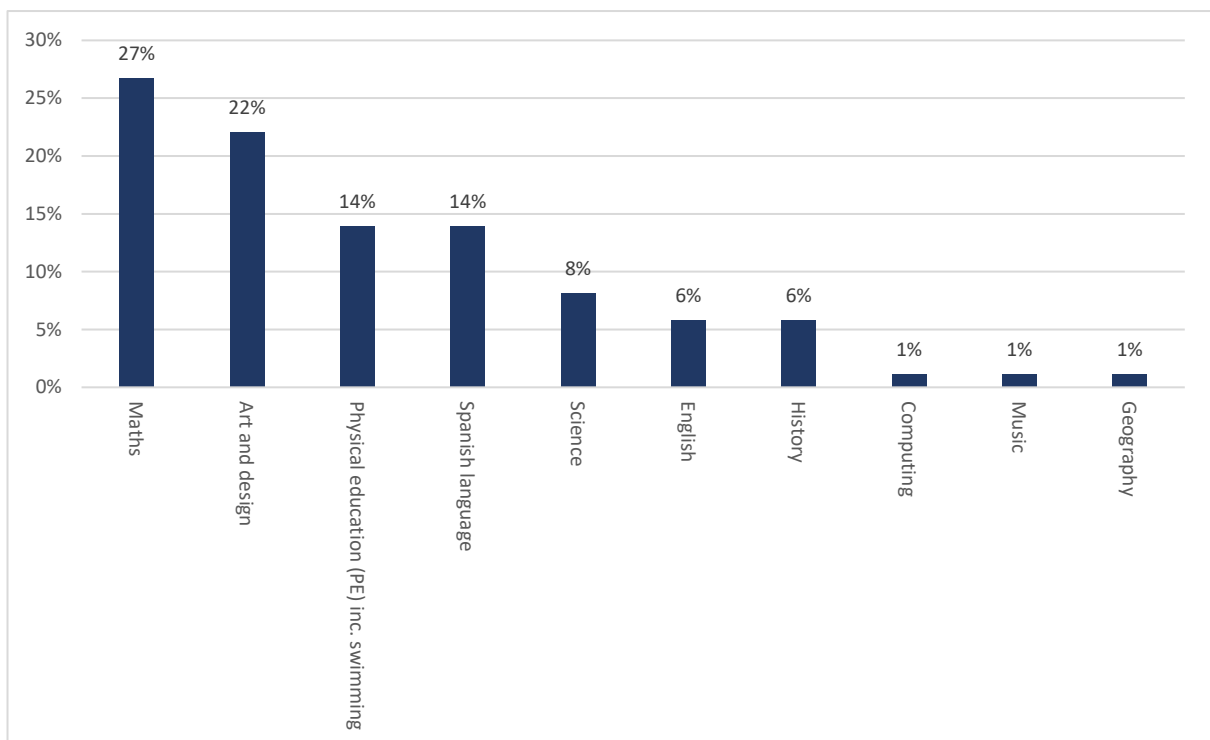
In this small sample, there was an even split between children who knew someone personally who did the job they chose and who did not know anyone. Among those who did, 39% knew someone from their extended family (siblings, grandparents and so on), while 24% stated that either their parent or guardian did the job they chose.

Among the children who said they did not know anyone, the majority state that they were influenced by TV, film and radio (76%).

School subject

As shown in Figure 33, Maths is again the most popular subject among children in this sample. The data also shows that girls prefer Art and design compared to boys, with over 5 times the number of girls selecting it as their favourite subject. In this small sample a higher proportion of boys, over 3 times, prefer Physical Education (PE) compared to girls (not shown in Figure 33).

Figure 33: Mexico. Most popular school subjects among children aged 7-11.



Philippines



The sample size for the Philippines is again, quite small. In total, 91 children responded to the survey all of which attended the same primary school in rural region, Region IV-A. Therefore, the findings listed below should be viewed as an interesting glimpse rather than the results of a representative analysis. Of the 91 children who took part, 45% were boys with girls making up the remaining 55%. The majority of respondents were 9 to 11-years old (78%).

The most popular job, by a considerable margin, amongst children in our small sample was Teacher/Lecturer (36%), followed by Army/Navy/Airforce/Firefighter (15%). Interestingly, only 4% of children in our sample aspired to become a sportsman/woman.


Gender

In keeping with patterns around the world, gender differences appear in the sample. Teacher/Lecturer was over twice as popular among girls than boys, while over 4 times the number of girls wanted to become a Doctor and Nurse/Health visitor.

Table 27: Philippines. Top career aspirations of children aged 7-11 by gender.

Girls' top 10 jobs		Boys' top 10 jobs	
Teacher/Lecturer	53%	Army/Navy/Airforce/Firefighter	30%
Chef	18%	Police	20%
Nurse/Health visitor	8%	Teacher/Lecturer	20%
Doctor	8%	Sportsman/woman	8%
Engineer (civil, mechanical, electrical)	5%	Chef	5%
Architect	3%	Engineer (civil, mechanical, electrical)	5%
Police	3%	Airline Pilot	3%
Flight Attendant	3%	Scientist	3%
Dancer	3%	Architect	3%
Teacher/Lecturer	53%	Army/Navy/Airforce/Firefighter	30%

Russia



In total, 75 Russian children drew what they wanted to do when they were older. The respondents came from 3 schools in 3 different of Russia; Kaluga (rural), Tambovskiy (remote) and Kaluzhskaya Oblast (urban). Of the 75 children who took part, 53% were aged 9 to 11-years-old, the remaining 47% were aged 7 and 8. The sample was evenly made up of boys and girls. The most popular job amongst our small sample of Russian children was a police officer (21%) followed by teacher (11%) and sportsman/woman (10%); becoming part of the armed forces or firefighting was the 4th most popular with 8% of the sample choosing this career. In our sample only one STEM-related career appeared in the top 10 jobs, with none in the top 5.

Gender

As Table 28 shows, Teacher/lecturer was the most popular career among girls in our sample, followed by dancer and musician/singer. In keeping with other countries, Doctor was more popular among girls than boys. Becoming a police officer was relatively popular among both genders, but was 3 times more popular with boys in our sample with a third of boys choosing this career. Again, five times the number of boys had aspirations to become a Sportsman/woman, while 17% of boys in the sample wanted to become part of the armed forces or firefighting service; no girls in our sample drew this occupation.

Table 28: Russia. Top career aspirations of children aged 7-11 by gender.

Girls' top 10 jobs	%	Boys' top 10 jobs	%
Teacher/Lecturer	16%	Police	33%
Dancer	16%	Sportsman/woman	17%
Singer/Musician	9%	Army/Navy/Airforce/Firefighter	17%
Police	9%	Driver/Haulier	10%
Artist	9%	Teacher/Lecturer	7%
Doctor	9%	Chef	3%
Vet	6%	Singer/Musician	3%
Chef	6%	Doctor	3%
Hairdresser	6%	Pharmacist	3%
Actor/Actress	3%	Fashion/jewellery/shoes/handbags designers	3%

Who you know

54% of respondents stated that they knew someone personally who did the job they chose, in most cases a member of the extended family (59%). Where they did not know someone, they most commonly heard about the job from TV/film/radio (93%); interestingly no respondents in our sample stated they heard of the job they chose through social media.

Switzerland



For Switzerland, there were 201 qualifying responses in the urban regions of Lausanne and Neuchatel. The respondents all went to French speaking school. 44% were boys and the all the students were 9-10 year olds.

The most popular careers are, as elsewhere, highly concentrated into a few occupations, reflecting a combination of traditional and STEM careers: teacher (17%), sportsman/woman (14%), Vet (13%), Scientist (11%) and Doctor (10%).

Gender

Significant gender differences emerge in the most common career aspirations. Twice the number of boys want to become scientists and sportsman comparing to girls. Teaching still being the top choice for girls, 21% of the female respondents are aspired to this job.

Table 29: Switzerland. Top career aspirations of children aged 7-11 by gender

Girls top 10 jobs	%	Boys top 10 jobs	%
Teacher/Lecturer	21%	Sportsman/woman	15%
Vet	13%	Police	14%
Doctor	12%	Scientist	12%
Sportsman/woman	7%	Vet	6%
Scientist	6%	Architect	5%
Lawyer (barrister/solicitor)	5%	Social media and Gaming	5%
Engineer (civil, mechanical, electrical)	5%	Farmer	5%
Chef	4%	Driver/Haulier	4%
Hairdresser	4%	Army/Navy/Airforce/Firefighter	4%
Architect	4%	Chef	4%

Who you know

59% of respondents from Switzerland indicated that they personally know someone who does the job they selected, in most cases a member of the extended family (30%) or a parent/guardian (36%). Where they did not know someone, they most commonly heard about the job from TV/film/radio (57%) or from personal experiences/encounters (20%), with a further 11% stating books and magazines and 6% from YouTube.

Zambia



For Zambia, there were 322 responses from 2 different schools in the urban Ndola, Copperbelt region. The majority of responses came from Fredrick Chiluba Primary School (57%) with the remaining 43% coming from Chibolele Primary. The sample is made up of 187 (58%) girls, and 135 (42%) boys.

The most popular careers among children in our sample were STEM-related with (Nurse/health visitor, at 25%) followed by doctor (22%). There is a distinct lack of celebrity focussed careers with just 1% of Zambian respondents wanting to become a Sportsman/woman. Instead aspirations are concentrated in high aspiration careers (such as Doctor) and highly visible public service careers (Nurse 25%, Teacher/Lecturer 21% and Army 17%). Interestingly, airline pilot was the 6th most popular choice among children.

Gender

Girls seem to prioritise caring or nurturing careers, with 43% of girls wanting to be a nurse (not a single boy in our sample drew this as an aspiration). This was followed by teacher (31%) and doctor (22%). Boys, by contrast, appear to prefer highly visible public service careers such as Army/Navy/Airforce/Firefighter (36%) and Police (11%). While aspirations are narrow and limited to a few occupations across both genders, girls' aspirations are considerably narrower than boys', with 96% of girls in our sample drawing one of three top professions.

Table 30: Zambia. Top career aspirations of children aged 7-11 by gender

Girls' top 10 jobs	%	Boys' top 10 jobs	%
Nurse/Health visitor	43%	Army/Navy/Airforce/Firefighter	36%
Teacher/Lecturer	31%	Doctor	22%
Doctor	22%	Police	11%
Army/Navy/Airforce/Firefighter	3%	Airline Pilot	10%
Police	1%	Driver/Haulier	7%
Airline Pilot	1%	Teacher/Lecturer	7%
Manager (e.g. in an office, factory, shop, hotel)	1%	Sportsman/woman	3%
		Manager (e.g. in an office, factory, shop, hotel)	2%
		Miner	2%
		Engineer (civil, mechanical, electrical)	1%

Who you know

97% of respondents indicated that they knew someone who did the job they drew, in most cases an extended family member (79%) or a parent/guardian (15%). Among the small number who did not know someone, they most commonly heard about the job from TV/film/radio (100%)

Discussion



It is hoped that the new data from this survey will help inform the discussion between academics, educationalists, policy makers, business and government and for action to be taken to address the issues identified. To tackle these issues properly, we need to better understand what is driving these attitudes. When we asked children what influenced their choices, the results echo concerns flagged elsewhere in the literature we reviewed on the impact of media, schooling and personal networks.

The data collected for this report has shown that in the UK and internationally parents, guardians and extended family members are one of the biggest influences on the aspirations of a child. According to Gottfredson, children come into schools with ideas and assumptions which have emerged out of their own day to day experiences, experiences which are routinely shaped by ideas surrounding gender, ethnicity and social class.⁶³ In their 2017 analysis, KidZania used the information on the 61,000 children who attended their London branch and mapped it against deprivation and education indices for the UK. It found children from schools in less affluent areas opted for working-class jobs, such as a hairstylist. Those from wealthier neighbourhoods chose activities such as animation or broadcasting. One inference from the data is that deprivation influences aspirations almost into adolescence.⁶⁴ A 2008 paper by the UK Government Cabinet Office reported similar findings on the importance of social background and deprivation in shaping aspirations. The study draws on Longitudinal Study of Young People in England (LSYPE) and finds that young people with low aspirations often live in deprived neighbourhoods, that is, areas with a history of economic decline and high levels of “bonding social capital” and low levels of “bridging social capital”.⁶⁵

In our sample, of the children who did not know anyone who did the job they chose, the majority indicated that they heard about the job through TV, film or radio. The wider literature emphasises the role that advertising and mass media can have on a child’s perceptions of themselves and their abilities. Children are considered to be more vulnerable to messages in the media and in advertising, as they do not have the critical skills to question or challenge. These carefully constructed messages can create an ingrained bias in children that can in turn go on to restrict their future choices and ambitions.⁶⁶ For decades, researchers have recognized children as a vulnerable consumer group because of their budding developmental abilities. Relying on Piaget’s theory of cognitive development, researchers in many studies have reported that until children are at least 7 years old, they do not have the ability to detect persuasive intent in advertising.⁶⁷ Research, from bodies such as the Advertising Standards Authority (ASA), also suggests that media portrayals influence children’s expectations about appropriate gender behaviour, for example in terms of wanting to play with particular kinds of toys, which can have long-term impacts.⁶⁸ The Institution of Engineering and Technology found that boys are almost three times more likely to receive a STEM toy for Christmas than girls, and stereotypical girl’s toys focus on relationships, housework, beauty and fashion.⁶⁹ Pike and Jennings suggests that advertising has the potential to teach children about gender roles and gender appropriate play from advertisements. They suggest that exposing children to the

⁶³ Gottfredson, L. 2002 “Gottfredson’s Theory of Circumscription, Compromise and Self-Creation” in Brown, D. ed. *Career Choice and Development*. San Francisco: Jossey-Bass

⁶⁴ Graus, G. (Forthcoming). “Children can only aspire to what they know exists.” *Making role-play real play: Building a creative approach to social mobility*. KidZania and Havas Helia.

⁶⁵ Bonding social capital’ is characterised by strong bonds (or “social glue”) among group members such as close friends and family while ‘Bridging social capital’ is characterised by weaker, less dense but more cross-cutting ties (“social oil”). from Putnam, R.D. (1995) Bowling alone: America’s declining social capital. *Journal of Democracy*, 6, 65-78.

⁶⁶ Davies, P. G., Spencer, S. J., Quinn, D. M., & Gerhardtstein, R. (2002). Consuming images: How television commercials that elicit stereotype threat can restrain women academically and professionally. *Personality and Social Psychology Bulletin*, 28, 1615-1628.

⁶⁷ John, D.R. (1999). Consumer socialization of children: a retrospective look at twenty-five years of research. *Journal of Consumer Research*. 26(3), 183–213

⁶⁸ Advertising Standards Authority. (2017). *Depictions, perceptions and harm: A report on gender stereotypes in advertising*. London: Advertising Standards Authority.

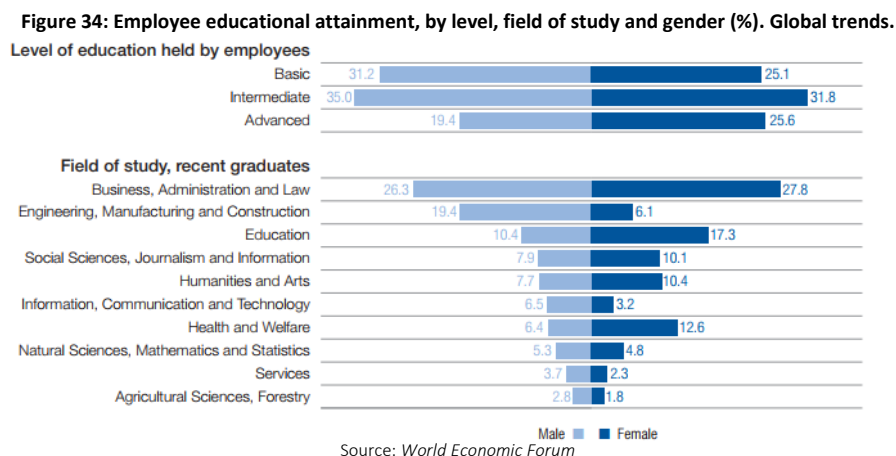
⁶⁹ Institute of Engineering and Technology. (2016). *Skills and demand in industry survey 2016*. London: Institute of Engineering

depiction of non-traditional play in advertisements may lead to less traditional gender role attitudes and an increase in the choice of play for children.⁷⁰

This is also reflected in modern technologies. For many decades, television was the primary medium where people consumed news and entertainment. It was also how they were marketed to. But the rise of social media, the dwindling popularity of TV (in the UK)⁷¹ and people’s sometimes distaste for advertising are prompting a redefinition of the word, “celebrity.” Most studies assessing the impact of YouTube look predominantly at those in their early teenage years. Nonetheless their findings are illuminating in the way they show young people’s world views are increasingly shaped by YouTube and social media. In a recent qualitative study conducted by researchers at the University of Twente found that among teenagers who regularly watch YouTube, a number of respondents admitted that they feel interested “in what older YouTubers have to say about things” as it helps them to shape their own opinions and worldview on certain things such as aspirations, gender roles and relationships.⁷²

Textbooks and school materials may, according to a number of recent studies, also be entrenching stereotypes about the roles of men and women. According to UNESCO, few instruments shape children’s and children’s minds more powerfully than the teaching and learning materials used in schools. Textbooks convey not only knowledge but also social and political identities, and an understanding of the world.⁷³ Yet around the world, in both developed and developing countries, women are repeatedly or ‘systematically’ written out of these texts, or portrayed in subservient roles. In the UK for example, a staggering, 87% of characters within textbooks were male. These textbooks show a very narrow conception of what boys and girls should be.⁹⁵ What is apparent, is that teachers and other role models have an important role to play in using other resources at their disposal to broaden the dreams and aspirations beyond what may be ascribed in their school textbook.

All of these studies into the formation of careers aspirations stress the long-term consequences of attitudes and assumptions which are influenced by the media, celebrity culture and, importantly, who you know. As the 2017 World Economic Forum’s global *Gender Gap Report* has shown, the global gender gap has widened for the first time since the Global Gender Gap Report was first published in 2006, bringing to an end a decade of slow but steady progress towards improving gender parity.⁷⁴ The report also highlights where occupational gender gaps exist around the world. It finds that men are distinctively under-represented in Education and Health and Welfare while women are strongly under-represented in Engineering, Manufacturing and Construction and Information.



⁷⁰ Pike, J., and Jennings. N. (2005). The effects of commercials on children’s perceptions of gender appropriate toy use’, *Sex Roles* 52 (1) (2005), 90.

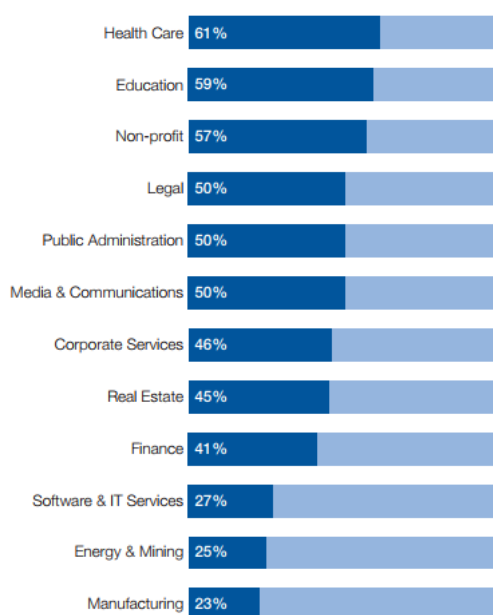
⁷¹ Data from Ofcom shows that children and young people are watching a third less TV than in 2010. Ofcom. (2016). *Children and parents: media use and attitudes report*. London: Ofcom

⁷² Westenber, W. (2016). *The influence of Youtubers on teenagers: A descriptive research about the role of YouTubers play in the life of their teenage viewers*. University of Twente.

⁷³ UNESCO. (2016). *Textbooks pave the way to sustainable development: Policy paper 28*. Paris: UNESCO

⁷⁴ World Economic Forum. (2017). *The global gender gap report: 2017*. Geneva: World Economic Forum

Figure 35: Female share of employment, by industry. Global trends.



Source: World Economic Forum

Importantly, research suggests that such thinking can be influenced by the actions of schools. Helping children understand the breadth of careers and opportunities that are open to them is key to tackling such stereotypes and misperceptions. One of the best ways of doing this is by ensuring that children are able to meet successful professionals who do a broad range of jobs, and who work for a variety of employers across an array of different sectors, whilst they are still at school.

It’s who you know

Our research over the past 8 years exploring employer engagement in secondary education has shown that encounters with volunteers from the world can have a profound impact on the employment prospects and future earnings of young people taking part.⁷⁵ Using interval regression analysis, we were able to demonstrate a statistically significant correlation between recollections of school-mediated, teenage employer engagement and earnings. Working with a sample of 169 individuals reporting full-time employment and using a scale of 0 to 4+ employer engagement activities, the analysis showed an average wage premium of 4.5% (or £900) per each recalled episode of employer engagement.⁷⁶ In 2017, this research was recognised by the UK government in their *Industrial Strategy* white paper:

“And teenagers who have direct experience of the labour market (such as through careers talks at school) earned more in adulthood than those who missed out. Good careers advice is particularly important for young people from disadvantaged backgrounds who may have less informal information, contacts and support on which to draw”⁷⁷

⁷⁵ Mann, A. & Percy, C. 2014. “Employer engagement in British secondary education: wage earning outcomes experienced by young adults” *Journal of Education and Work* 27:5, 496-523

⁷⁶ Percy, C. and Mann, A. (2014). School-Mediated Employer Engagement and Labour Market Outcomes for Young Adults: Wage Premia, NEET Outcomes and Career Confidence In *Employer Engagement in Education: Theories and Evidence* (Routledge, 2014) eds. Anthony Mann, Julian Stanley and Louise Archer. London: Routledge.

⁷⁷ Department for Business, Energy and Industrial Strategy. (2017). *Industrial strategy: Building a Britain fit for the future*. London: Department for Business, Energy and Industrial Strategy.

Early intervention can be a very cost effective targeted way of raising children's' aspirations and broadening their horizons. The evidence suggests that giving children the chance to meet volunteers from the world helps them to see the meaning and relevance of the subjects they are studying at school work. Embedding experiences of the real-world in learning and the school curriculum can lead to increased motivation resulting in increased educational attainment. When they engage with children, volunteers are routinely perceived as speaking from a vantage point of real authority: who better to testify how numeracy is used outside of the classroom, after all than someone who earns a wage to apply it in a workplace? Volunteers from the world of work can also play a key role in providing children with role models and tackling stereotyping around gender and ethnicity and help ensure that children at a young age don't start ruling out options for themselves. Instead the aim is to show children the vast range of opportunities open to them and ensure they don't; start ruling out options for themselves at young age. This is at the heart of Primary Futures developed by Education and Employers and the NAHT – giving primary schools access to a vast range of volunteers from the world of work. If children see the opportunities their learning can give them then they are more likely to have higher and broader aspirations. Volunteers from the world of work can also play a key role in providing children with role models and tackling stereotyping around gender and ethnicity. As Anne Lyons, president of the NAHT, a UK headteachers union, states:

"All primary school pupils, regardless of where they live in the country, should get the same chance to meet a wide range of people from the world of work who do a wide range of jobs. If we want to raise and broaden aspirations and improve social mobility, this is vital."⁷⁸

Andreas Schleicher, Director for Education and Skills, OECD echoed this:

"The OECD's international work consistently shows that young children are full of enthusiasm for learning, but as they get older, too often they struggle to see the point of what they are learning and how it relates to their future and a result their educational attainment drops. This is particularly a concern for children from disadvantaged backgrounds who lack successful role models from the world of work."

By enriching their real-life experiences, pupils can be encouraged to think about the meanings and implications of what they are being taught in class. "Children's career and educational choices," as Knight argues elsewhere in the academic literature, "are influenced by adult role models as well as by parental expectations" and schools, as Gutman and Akerman state "can play a part in maintaining and realising ambitions, and the support they provide becomes more important when family resources are limited".⁷⁹ Access to volunteers should be seen as a key resource which will shape the thinking of children – about who they might become and how what they do in classroom, even at the youngest ages, can relate to their adult lives. As such, "employer engagement"⁸⁰ becomes a resource to influence both the aspirations of children through addressing the assumptions which shape attitudes and expectations. This is a notion that also seems to be shared by those with experience of these activities, primary school teachers. Drawing on a survey of more than 400 primary school teachers, recent research by Kashefpakdel and Rehill found that 79% of primary school teachers surveyed thought that volunteers from the world of work coming into schools can help challenge the stereotypes that children have around the jobs that people do and the subjects they study by gender.⁸¹ This can also be complemented by a tailored careers

⁷⁸ Chambers, N. (2017). 'If we're serious about improving social mobility, the issue must be addressed at primary level' *Tes* 8th August 2017 [accessed 14th December 2017]

⁷⁹ Knight, J. L. (2015). "Preparing Elementary School Counselors to Promote Development: Recommendations for School Counselor Education Programs." *Journal of Career Development*, 42:2, 75-85.

⁸⁰ "Employer engagement" relates to the range of different ways that employers can support the learning and progression of young people in primary and secondary education. This engagement may come in the form of a careers talk, work experience or other such activities.

⁸¹ Kashefpakdel, E.T. and Rehill, J. (2017). *Teachers Perception on the impact of the engagement with the world of work on students' academic achievement in primary education*. London: Education and Employers.

education programme aimed at supporting teachers to target specific age groups starting early, e.g. London Ambitions Careers Curriculum.⁸²

While the focus of interest in employer engagement from a policy perspective has been largely on secondary provision, increasingly interest has extended, if hesitantly, to primary education. Such a conceptualisation speaks to a well-developed understanding of how teenagers react to engagements with workplace volunteers. Drawing on the work of US sociologist Mark Granovetter, employer engagement has been conceived as providing a form of social capital. To Granovetter, there is economic value to an individual in having a social network which is broad because friends and acquaintances are a resource. They provide access to trustworthy information about jobs, careers and routes into them and when numerous and wide, the information collectively available much more likely to be deemed useful.⁸³ For young people, access to new and useful information about the labour market allows them to draw better links between their current and future imagined lives.⁸⁴ Such a change about what is considered reasonable, desirable or obtainable can be seen as a change in fundamental sense of personal identity within a social context, influentially described as ‘habitus’, a form of cultural capital by French sociologist Pierre Bourdieu.⁸⁵

Primary Futures

Making a connection between what primary children learn in school and the jobs they might one day pursue has to date not been easy, particularly for those from challenging backgrounds, where local unemployment is high and horizons may be set low. Our work with [Primary Futures](#) that there are simple ways we can change this. Primary Futures works on the premise that there is a latent willingness in schools and places of employment to collaborate if barriers can be removed.⁸⁶ For most employer engagement activities, the key transaction cost is finding a suitable person in a workplace and making a clear ask of them. If only schools could find the right people, on their own terms, it is argued, we would open the way to high volume employer engagement across education, including in primary.

In 2014, Education and Employers and the NAHT began a pilot getting volunteers into primary schools and seeing the impact it had. It started in a single primary school in Barnsley, situated in the middle of one of Europe’s largest council estates and a former mining community. Many primary schools have a tradition of inviting volunteers from the world of work but typically doing a very limited number of (and other gender stereotypical) jobs: policeman, nurse and firefighter. The pilot initially got volunteers to read with children but it quickly became apparent that the biggest impact the volunteers were having was in raising and broadening the aspirations of children and helping them to realise why the subjects they were studying were relevant to their futures, and in so doing, improve their motivation and attainment. The pilot run by NAHT past-president, Steve Iredale at his school, developed into a national scheme called Primary Futures which has already seen over 3,000 primary schools sign up. It uses the matchmaking technology Inspiring the Future which connects volunteers with schools for free nationally. Over 40,000 people have volunteered from all levels - apprentices to CEOs, from all sectors - archaeology to zoology, and in all parts of the UK.

⁸² <http://www.londoncouncils.gov.uk/londonambitionscareers>

⁸³ Granovetter, M. (1973). The strength of weak ties. *American Journal of Sociology* 78(6), 1360-1380.

⁸⁴ Raffo, C., and M. Reeves. (2000). “Youth Transitions and Social Exclusion: Developments in Social Capital Theory.” *Journal of Youth Studies* 3 (2), 147–166. ; Mann, A. & Dawkins, J. (2014). *Employer engagement in education: literature review*. Reading CfBT Education Trust



⁸⁵ Archer, L. 2014. “Conceptualising Aspiration” in Mann, A., Stanley, J. & Archer, L. eds. *Understanding Employer Engagement in Education: theories and evidence*. London: Routledge

⁸⁶ Mann, A. & Virk, B. (2013). *Profound Employer Engagement in Education: What It Is and Options for Scaling It Up*. London: Edge Foundation

Access to volunteers from the world of work is seen as a resource which will shape the thinking of children – about who they might become and how what they do in classroom, even at the youngest ages, can relate to their adult lives not something imposed on the school. Employers, professional bodies and numerous government bodies have been keen and willing to promote to their staff seeing not just the benefits for young people but to those staff who take part. Employer engagement is a resource to influence the aspirations of young people through addressing the assumptions which shape attitudes and expectations.

At one level, the employee volunteer can be seen as simply supplementing the work of teachers: providing access to extra resource to achieve core teaching objectives (for example by working to improve reading and number skills). At a second, we can conceive engagement as a resource which enables access to additional objectives: developing enterprise or employability skills, raising or broadening aspirations, challenging thinking about the point of education. Across these areas, it makes a very significant difference that the human resource in question is someone bringing real life, authentic experience of the workplace.⁸⁷ When they engage with children, volunteers are routinely perceived as speaking from a vantage point of real authority: who better to testify how numeracy is used outside of the classroom, after all than someone who earns a wage to apply it in a workplace?

However, it is important that these activities are implemented carefully. Such activities can, if they are not carefully managed, reinforce traditional existing stereotypes about roles. Teachers can challenge stereotypical statements made by outside volunteers afterwards with the class. These discussions about careers and jobs should emphasise the range of options that are available, rather than forcing children into building a narrative around a quickly-chosen job that might become a habit or limits the range of possibilities.



⁸⁷ Stanley, J. & Mann, A. 2014. "Conceptualising Employer Engagement in Education" in Mann, A., Stanley, J. & Archer, L. eds. *Understanding Employer Engagement in Education: theories and evidence*. London: Routledge

Conclusions



This project sought to explore the career aspirations of primary-age children, and, in doing so, assessed whether these aspirations were patterned (around gender and social-background) and if these ideas about professions and industries were carried into their teenage, decision making years.

A number of academic studies suggested that there is a need to understand the aspirations which primary-age children hold and in turn to begin engaging with these young people with the world of work earlier. Findings from various studies suggest that stereotypes are not only embedded at a young age, they are also difficult to shift and feed into behaviour in school, motivation and subject choices as children progress through schooling. Social background, personal networks, celebrity and mass media also have a role to play in forming ideas about what is reasonable and obtainable for 'people like me' to aspire to.

The results from this survey have confirmed that aspirations are highly gendered and show some evidence of being influenced by socio-economic background, though the findings related socio-economic background are somewhat limited by the broad measurements used. As mentioned in the methodology, our measurement for disadvantage (the percentage of children in a school eligible for free school meals) only gives an indication of the socio-economic background of children in that school. Using this method does not tell us that the child themselves is from a disadvantaged background, merely that they attend a school where a number of children may be. Further research is needed explore the influence of social disadvantage on children's aspirations in greater detail. Our research also finds that there is a major disconnect between the careers that primary aged pupils are more interested in and those that the economy needs, and that this is a global issue. Further to this, the UK data has highlighted that these aspirations do not majorly diversify as children reach secondary schooling and adolescence.

To tackle these issues, we need to understand and mitigate the driving forces behind these attitudes. Previous research suggests that exposing children to more real-world examples in a way that is both exciting and embedded in everyday school life, as well as being age appropriate, can help transform the way children view certain professions and roles.⁸⁸ We found, however, that less than 1% of children responding to this survey stated they had heard about the job from a volunteer from the world of work coming in to school. That is not to say that these events are not happening, there are numerous examples of teachers and schools, including schools involved with Primary Futures, working to broaden the aspirations of primary-age children. The argument here is one of volume, in other words, plan and organise as many activities as possible. The existing evidence on employer engagement in secondary education suggests that the more career related activities a young person participates in, the greater the impact on education and employment outcomes.⁸⁹

Other interventions are available at the policy-making level as young people get closer to the transition into further/higher education and work, examples that are in use today include highly promoting one set of subjects over another (e.g. STEM), directly incentivising certain courses or qualifications (e.g. paying students to study). Aside with often bring expensive and hard to manage, such tools are typically blunt and start to infringe on the freedom of young people to choose.

We do, however, need to be cautious about what 'success' looks like for primary-aged children, and as a result interpreting this data is not straightforward. Since it is hard to imagine a society in which over a fifth of adults work as sportsmen or sportswomen, should we conclude that a fifth of children aspiring to such roles is, in some way, a problem to fix? If this aspiration, translates into greater involvement in team sports, benefits in teamworking and communication skills should be welcomed.

⁸⁸ Mann, A. & Dawkins, J. (2014). *Employer engagement in education: literature review*. Reading CfBT Education Trust

⁸⁹ Mann, A. & Percy, C. (2014). "Employer engagement in British secondary education: wage earning outcomes experienced by young adults" *Journal of Education and Work* 27:5, 496-523; Kashefpakdel, E. and Percy, C. 2016. "Career education that works: An economic analysis using the British Cohort Study." *Journal of Education and Work*, 30:3, 217-234 ; Rehill, J., Kashefpakdel, E. T., and Mann, A. (2017). *How to make the most of careers events with employers: Technical report*. London: Education and Employers.

Ambition should not be discouraged. The problem is less with the aspiration itself and more with concern over what someone does with it. Taking football as an example (as it was the job chosen most by children in our sample), out of all the players who enter an academy at the age of 9, less than half of 1% end up making a living from playing football professionally.⁹⁰ Therefore, for children aspiring to become sportsmen and women it is important that they are also made aware of the array of other career options available to them, and in pursuing their dream of being a professional sportsperson that they also accumulate transferrable employability skills. Western societies now demand their citizens take responsibility, become increasingly self-reliant, and by extension develop a capacity to make good career decisions in adulthood. In the absence of early exposure to the world of work, patterns of inequality and social mobility will continue to stagnate.



⁹⁰ Calvin, M. (2017). *No hunger in paradise: The players. The journey. The dream.* London: Random House.

References

- Advertising Standards Authority. (2017). *Depictions, perceptions and harm: A report on gender stereotypes in advertising*. London: Advertising Standards Authority.
- Akerlof, G. A. and Kranton, R. E. (2000). Economics and identity. *Quarterly Journal of Economics* 115(3), 715-753.
- Archer, L. 2014. "Conceptualising Aspiration" in Mann, A., Stanley, J. & Archer, L. eds. *Understanding Employer Engagement in Education: theories and evidence*. London: Routledge
- Archer, L., DeWitt, J., Osborne, J., Dillon, J., Willis, B. and Wong, B. (2010). "'Doing' Science versus 'Being' a Scientist: Examining 10/11-Year-Old Schoolchildren's Constructions of Science through the Lens of Identity" *Science Education* 94: 617-639
- Archer, L., Osbourne, J., DeWitt, J., Dillon, J. and Wong, B. (2013). *ASPIRES: Young People's science and career aspirations, age 10-14*. London: King's College
- Asian Development Bank and the International Labour Organisation (2016b) *Bangladesh, Looking Beyond Garments. Employment Diagnostic Study*. Available at: <https://www.adb.org/sites/default/files/publication/190589/ban-beyond-garments-eds.pdf>.
- Australian Government Department of Employment (2017) *Employment Outlook to May 2022*. Available at: <http://lmip.gov.au/default.aspx?LMIP/GainInsights/EmploymentProjections>.
- Australian Government Department of Employment (2017) *Industry Employment Projections Report*. Available at: <http://lmip.gov.au/default.aspx?LMIP/GainInsights/EmploymentProjections>.
- Banco de Portugal (2017) *Projection for the Portuguese Economy: 2017-19*. ; EURES (2017) *European Job Mobility Portal. Labour Market Information*. Available at: <https://ec.europa.eu/eures/main.jsp?catId=493&lmi=Y&acro=lmi&lang=en&recordLang=en&parentId=&countryId=AT®ionId=AT0&nuts2Code=null&nuts3Code=null&mode=text®ionName=National%20Level>.
- Barnes, A. (2015). *Economic contribution of the UK's film, high-end TV, video game, and animation programming sectors*. London: Olsberg SPI and Nordicity
- Belfield, C., Crawford, C., and Sibieta, L. (2017). *Long-run comparisons of spending per pupil across different stages of education*. London: Institute of Fiscal Studies.
- Benzidia, M. (2017). *If I were a boy: Gender stereotypes at school*. Marseille: Aix-Marseille University
- Bian, L., Leslie, S-J., and Cimpian, A. (2017). Gender stereotypes about intellectual ability emerge early and influence children's interests. *Science* 355 (6323), 389-391.
- Breen, R. and Garcia-Penalosa, C. (2002). Bayesian learning and gender segregation. *Journal of Labor Economics*, 20(4), 899-922.
- Butler, S, Gross, J and Hayne, H. (1995). The effect of drawing on memory performance in young children. *Developmental Psychology*, 31(4): 597-608
- Calvin, M. (2017). *No hunger in paradise: The players. The journey. The dream*. London: Random House.

- CEDEFOP (2015) *Romania: Skills forecasts up to 2025, 2015 edition*. Available at: <http://www.cedefop.europa.eu/en/publications-and-resources/country-reports/romania-skills-forecasts-2025>.
- Chambers, F., Machalepis, M., and Martinez, M. M. (2011). 'Using drawing to explore children's aspirations in a primary school' in Miles, S., and Ainscow, M. (eds). *Responding to diversity in schools: An inquiry-based approach*. Abingdon: Routledge.
- Chambers, N. (2017). 'If we're serious about improving social mobility, the issue must be addressed at primary level' *Tes* 8th August 2017 [accessed 14th December 2017]
- Davies, P. G., Spencer, S. J., Quinn, D. M., & Gerhardstein, R. (2002). Consuming images: How television commercials that elicit stereotype threat can restrain women academically and professionally. *Personality and Social Psychology Bulletin*, 28, 1615-1628.
- Department for Education. (2017). *Careers strategy: Making the most of everyone's skills and talents*. London: Department for Education.
- Department for Education. (2017). *School workforce in England: November 2016*. London: Department for Education.
- Department for Education. (2017). *Schools, pupils and their characteristics*. London: Department for Education
- Department of Education. (2017). *Report of Professor Sir Adrian Smith's review of post-16 mathematics*. London: Department for Education.
- Economic Development Policy and Research Department (Uganda Ministry of Finance) (2014) *Uganda's Employment Challenge. An Evaluation of Government Strategy*.
- Einarsdottir, J., Dockett, S. and Perry, B. (2009). Making meaning: Children's perspectives expressed through drawings *Early Child Development and Care* 179 (2), 217-232.
- ESchlossberg, H. & Goodman, J. (1972) A Woman's Place: Children's sex-stereotyping of occupations, *Vocational Guidance Quarterly*, 20(4), 266-270.
- EY (2017) 'The IT Industry in Belarus: 2017 and Beyond'. Available at: [http://www.ey.com/Publication/vwLUAssets/ey-it-industry-in-belarus-2017-and-beyond/\\$FILE/ey-it-industry-in-belarus-2017-and-beyond.pdf](http://www.ey.com/Publication/vwLUAssets/ey-it-industry-in-belarus-2017-and-beyond/$FILE/ey-it-industry-in-belarus-2017-and-beyond.pdf)
- Flouri, E. & Panourgia C. (2012). *Do primary school children's career aspirations matter? The relationship between family poverty, career aspirations and emotional and behavioural problems*.
- Francis, B. (2002). Is the future really female? The impact and implications of gender for 14-16 year olds' career choices. *Journal of Education and Work* 15(1), 75-78.
- Francis, B. (1998). *Power Plays: Primary School children's constructions of gender, power and adult work*, Stoke-on-Trent: Trentham Books.
- Francis, B. (2005). "Not knowing their place. Girls' classroom behaviour". In *'Problem' girls: Understanding and supporting troubled and troublesome girls*, Edited by: Lloyd, G. 9-21. London: Routledge.
- Francis, Archer, A., Moote, J., DeWitt, J., Yeomans, L. & MacLeod, E. (2016) Perceptions of Gender Issues in Access to Physics: The Construction of Physics as a Quintessentially Masculine Subject, *Sex Roles*. Volume 76, Issue 3-4, pp 156-174 <http://link.springer.com/article/10.1007/s11199-016-0669-z>
- Gaskell, J. (1992) *Gender Matters From School to Work*. Buckingham: Open University Press.
- Girlguiding. (2017). *Girls Attitudes Survey*. London: Girlguiding

Gore, J. et al. (2016). Unpacking the career aspirations of Australian school students: towards an evidence base for university equity initiatives in schools. *Higher Education Research and Development* 36(7), 1383-1400.

Gottfredson, L. (2002) "Gottfredson's Theory of Circumscription, Compromise and Self-Creation" in Brown, D. ed. *Career Choice and Development*. San Francisco: Jossey-Bass

Government of the Republic of Serbia (2017) *Economic Reform Programme for the Period 2017-2019*. Available at: http://www.mfin.gov.rs/UserFiles/File/strategije/ERP%202017%20-%202019%20final_Eng.pdf.

Granovetter, M. (1973). The strength of weak ties. *American Journal of Sociology* 78(6), 1360-1380.

Graus, G. (Forthcoming). "Children can only aspire to what they know exists." *Making role-play real play: Building a creative approach to social mobility*. KidZania and Havas Helia.

Gutman, L. M. and Akerman, R. (2008). *Determinants of Aspirations*. London: Institute of Education Centre for Research on the Wider Benefits of Learning

Health Education England. (2017). *NHS workforce statistics – January 2017, provisional statistics*. London: Health Education England.

Holland, J. (1987). *Girls and occupational choice: In search of meanings. Girls and occupational choice working paper No 10*. London: University of London, Institute of Education

Homer, A. 'Share of European Union staff leaving NHS rises following Brexit.' *BBC News Online*, 16 October 2017. Available at: <http://www.bbc.co.uk/news/uk-england-41556997> (Accessed 03 January 2018).

House of Commons: Science and Technology Committee. (2017). *Industrial Strategy: Science and STEM skills. Thirteenth report of session 2016-17*. London: House of Commons.

<http://www.londoncouncils.gov.uk/londonambitions Careers>

<https://eraltd.org/news-events/press-releases/2018/streaming-boom-powers-entertainment-market-to-new-all-time-high-of-724bn-in-2017/>

Huber, L., Sloof, R., and Van Praag, M. (2012). The effect of early entrepreneurship education: Evidence from a randomized field experiment. *European Economic Review*, 72, 76-97 In Hughes, D., Mann, A., Barnes, S-A., Baldauf, B., and Mc Keown, R. (2016) *An International Literature Review: Careers Education*. London: Education Endowment Foundation, 80.

Hughes, D., Mann, A., Barnes, S-A., Baldauf, B., and Mc Keown, R. (2016) [An International Literature Review: Careers Education](#), on behalf of the Education Endowment Foundation (EEF), London.

Hutchings, M. (1993). 'What will you do when you grow up?': *Some origins of primary school children's ideas about work*. London: Primary Schools and Industry Centre, University of North London.

Independent Schools Council. (2017). *Independent Schools Council: 2016/17 key figures*. London: Independent Schools Council

Institute of Engineering and Technology. (2016). *Skills and demand in industry survey 2016*. London: Institute of Engineering

John, D.R. (1999). Consumer socialization of children: a retrospective look at twenty-five years of research. *Journal of Consumer Research*. 26(3), 183-213

Kashefpakdel, E. and Percy, C. 2016. "Career education that works: An economic analysis using the British Cohort Study." *Journal of Education and Work*, 30:3, 217-234.

- Kashefpakdel, E.T. and Rehill, J. (2017). *Teachers Perception on the impact of the engagement with the world of work on students' academic achievement in primary education*. London: Education and Employers.
- Kelly, A. (1989). "When I grow up I want to be a...": A longitudinal study of the development of career preferences. *British Journal of Guidance and Counselling* 17, 179-200.
- Knight, J. L. (2015). "Preparing Elementary School Counselors to Promote Development: Recommendations for School Counselor Education Programs." *Journal of Career Development*, 42:2, 75-85; Gutman and Akerman 2008
- Lam, R., Liu, X., Schipke, A. (2015) 'China's Labour Market in the "New Normal", *IMF Working Paper*, 1-33. Zhaopin Limited, available at: http://zhaopin.investorroom.com/2017-07-20-China-Labor-Market-Continued-to-Improve-in-the-Second-Quarter-of-2017#assets_43_97-3:27.
- Mann, A. & Dawkins, J. (2014). *Employer engagement in education: literature review*. Reading CfBT Education Trust
- Mann, A. & Percy, C. 2014. "Employer engagement in British secondary education: wage earning outcomes experienced by young adults" *Journal of Education and Work* 27:5, 496-523
- Mann, A. & Virk, B. (2013). *Profound Employer Engagement in Education: What It Is and Options for Scaling It Up*. London: Edge Foundation
- Mann, A., Massey, D., Glover, P., Kashefpakdel, E.T., and Dawkins, J. (2013) *Nothing in Common: The career aspirations of young Britons mapped against projected labour market demand (2010-2020)*
- McQuaid, Ronald W., and Bond, Sue. (2007) Gender stereotyping in schools - young people and career choices. In: WES Conference, 12th -14th September 2007, Aberdeen.
- Miller, L. and Budd, J. (1999) The development of occupational sex-role stereotypes, occupational preferences and academic preferences in children at ages 8, 12 and 16, *Educational Psychology*, 19(1), pp. 17–35
- Nursing & Midwifery Council. (2016). *Annual equality and diversity report: 2015-2016*. London: Nursing & Midwifery Council.
- OECD. (2015). *The ABC of Gender Equality in Education: Aptitude, Behaviour, Confidence*. OECD: Paris.
- Ofcom. (2016). *Children and parents: media use and attitudes report*. London: Ofcom
- Office for National Statistics (ONS). (2011). *Region and Country Profiles, Key Statistics - October 2011*. London: ONS.
- Pakistan Economic Survey 2014-15. Available at: http://www.finance.gov.pk/survey_1415.html.
- Pakistan Economic Survey 2016-17. Available at: http://www.finance.gov.pk/survey_1617.html. World Bank Group (2017c) *Pakistan Development Update. Growth: A Shared Responsibility*.
- Papamihali, P. (2017) 'The Albanian Labour Market in 2017, "Monitor.al"', *Pedersen & Partners Executive Search*.
- Percy, C. and Mann, A. (2014). School-Mediated Employer Engagement and Labour Market Outcomes for Young Adults: Wage Premia, NEET Outcomes and Career Confidence In *Employer Engagement in Education: Theories and Evidence (Routledge, 2014)* eds. Anthony Mann, Julian Stanley and Louise Archer. London: Routledge.
- Pike, J., and Jennings, N. (2005). The effects of commercials on children's perceptions of gender appropriate toy use', *Sex Roles* 52 (1) (2005), 90.
- Putnam, R.D. (1995) Bowling alone: America's declining social capital. *Journal of Democracy*, 6, 65-78.

- PWC. (2016). *UK Economic Outlook: March 2016: Which industries will drive future jobs growth in the UK?* London: PWC.
- Raffo, C., and M. Reeves. (2000). "Youth Transitions and Social Exclusion: Developments in Social Capital Theory." *Journal of Youth Studies* 3 (2), 147–166.
- Rehill, J., Kashefpakdel, E. T., and Mann, A. (2017). *How to make the most of careers events with employers: Technical report*. London: Education and Employers.
- Reiss, M., Hoyles, C., Mujtaba, T., Riazi-Farzad, B., Rodd, M., Simon, S., Stylianidou, F. (2011) 'Understanding Participation rates in post-16 Mathematics And Physics: Conceptualising and operationalising the UPMAP Project', *International Journal of Science and Mathematics Education* 9 (2), 273-302.
- Sjøberg, S., and Schreiner, C. (2010). *The ROSE project: An overview and key findings*. Oslo: University of Oslo.
- Skelton, C., Francis, B. & Valkanova, Y. (2007) *Breaking Down the Stereotypes: gender and achievement in schools* (Manchester: Equal Opportunities Commission);
- Sport England. (2017). 'Latest funding to keep nation active'. *Sport England*. October 2 2017. Available at: <https://www.sportengland.org/news-and-features/news/2017/october/2/latest-funding-to-keep-nation-active/> (Accessed 03 January 2018)
- Stanley, J. & Mann, A. (2014). "Conceptualising Employer Engagement in Education" in Mann, A., Stanley, J. & Archer, L. eds. *Understanding Employer Engagement in Education: theories and evidence*. London: Routledge
- UNESCO. (2016). *Textbooks pave the way to sustainable development: Policy paper 28*. Paris: UNESCO
- Watson, M. and McMahon, M. (2005) 'Children's Career Development: A research review from a learning perspective', *Journal of Vocational Behavior*, 67, 119–132.
- Westenberg, W. (2016). *The influence of Youtubers on teenagers: A descriptive research about the role of YouTubers play in the life of their teenage viewers*. University of Twente.
- Hughes, D., Luchinskaya, D., Lyonette, C., & Siemers, O. (2017) *Gearing Up for STEM: Skills Strategy and Action Plan*, commissioned by Adviza in association with Thames Valley Berkshire Local Enterprise Partnership.
- World Bank Group (2017a) *Belarus: Economic Update*. Available at: <http://pubdocs.worldbank.org/en/968931512545303062/BelarusEconomicUpdate-Dec2017-en.pdf>.
- World Economic Forum. (2017). *The global gender gap report: 2017*. Geneva: World Economic Forum

Annex 1

Figure A1: Drawing the Future – UK participating schools

Anchorsholme Academy	Ilfrancobe C of E Junior School	Seven Sisters Primary School
Aylward Primary School	Jacobstow Primary	Severn Primary
Barham Primary	Kenmont Primary School	Sheet Primary School
Beckfoot Heaton Primary	Killinghall Primary School	Shirehampton Primary School
Berkeley Primary School	Kittybrewster Primary School	Skene School
Billingshurst Primary School	Ladybarn Primary	St John the Baptist
Bishop Road Primary	Lansbury Lawrence Primary School	St Luke's C of E Primary School
Bishopstone C of E Primary	Legrave Primary	St. Agnes Primary School
Blackpool Gateway Academy	Leamington Community Primary	St. Botolphs Primary School
Blenheim Primary	Linslade Lower School	St. Day & Carharrack Community School
Bowhill Primary School	Littletown Primary Academy	St. Gregory's Catholic Primary School
Branston Junior Academy	Lower Field Primary School	St. Joseph's Primary School
Burnt Oak Primary School	Marner Primary	St. Joseph's Roman Catholic Primary School
Bursledon Junior School	Mathilda Marks Kennedy School	St. Marks C of E Primary School
Byron Primary School	Mead Primary School	St. Mary's Catholic Primary School
Callander Primary School	Meadows Primary	St. Matthew's C of E Primary School
Cardan Primary	Medlock Primary School	St. Newlyn East Learning Academy
Castle Hill Primary School	Merlin Top Primary Academy	St. Paul's and All Hallows C of E School
Chantry Community Academy	Methley Primary School	St. Philips Litherland
Cheetham C of E Community Academy	Mickleover Primary School	St. Stephen's Primary School
Cherrywood Primary School	Monkhouse Primary	Steelstown Primary School
Cobden Primary School	Nettlestone Primary School	Streethouse Junior, Infants & Nursery School
Connor Downs Academy	New Invention Junior School	Sunnyside Primary Academy
Cottam Primary School	Norland C of E School	Surrey Square Primary
Dixie Grammar Junior School	Oak Tree Primary & Nursery	Sutton Road Primary School
Dixons Marchbank Primary	Oldfield Primary	Tannery Drift First School
Dunberg Primary School	Oldfield Primary school	Telscombe Cliffs Primary School
Elvington CE Primary School	Overdale Community Primary School	The Highway Primary School
Eversley Primary School	Oxford Gardens Primary School	The Hill Primary Academy
Forest Park Primary School	Parkwood Primary School	The Mount School
Fourlanesend Community Primary School	Pinders Primary School	The Robert Fitzroy Academy
Fox Primay School	Pitton C of E VA Primary School	Thrybergh Primary School
Foxdel Junior School	Pontyclan Primary School	Upton St James C of E Primary School
Gnosall St. Lawrence	Poplars Farm Primary School	Victoria Community School
Greens Norton CE Primary	Portlethen Primary	Victoria Primary
Greenways Primary Academy	Priestmead Primary School	Walton Primary Academy
Gretton Primary Academy	Primet Primary School	Warmsworth Primary
Hadrian Park Primary	Queen's Hill Primary School	Warren Wood Primary School
Hatfield Community Free School	Ramsey Grammar School	Welton Primary
Hayfield Primary School	Ravensfield Primary School	West Earlham Junior School
Hazel Leys Academy	Reid Street Primary	Westfield Community School
Hazlehead Primary	Revoe Learning Academy	Westgate Primary School
Hillside School	Rimrose Primary School	Weston Hills C of E Primary
Hilmouton Primary School	Robin Hood Junior School	Whinfield Primary School
Holbrook Primary School	Robin Hood Juniors	Williamston Primary School
Hollymount Primary School	Rollesby Primary School	Woodfield Primary School
Hoo St. Werburgh	Ruislip Gardens Primary School	Wroot Travis Charity C of E Primary
Horton Grange Primary School	Russell Scott Primary	Wynyard C of E Primary
Horton Grange Primary School	Seascale Primary School	
Howes Primary School	Sedley's C of E Primary School	

Annex 2

Figure A2: Drawing the Future survey



When I grow up I would like to be:

Please draw a picture of what you want to do when you grow up. If you draw more than one picture, please say which one is your top choice. You can use text as part of your picture if you wish.

PLEASE DRAW IN THIS BOX ONLY

Do you personally know anyone who does this job? YES NO

If yes, who are they?

If no, how do you know about this job?

Name:

Gender:

Age: 7 8 9 10 11

Favourite school subject:

School:

Ethnicity (please tick one):

- White - English/Welsh/Scottish/Northern Irish/British
- White - Other
- Mixed/Multiple ethnic group
- Asian/Asian British
- Black/African/Caribbean/Black British
- Other ethnic group



www.educationandemployers.org
September 2017

In Partnership with:



Annex 3

Table A1: Career aspirations of children by SOC code

Code	Job category	Code	Job category
C6	Sportsman/woman	C11	Paramedic
C23	Teacher/Lecturer	C4	Care worker
C11	Vet	C6	Graphic designer
C6	Social Media and Gaming	C3	Accountant
C15	Police	C4	Pharmacist
C11	Doctor	C11	Midwife
C18	Scientist	C3	Social worker
C6	Artist	C5	Banker
C6	Singer/Musician	C25	Waiter
C15	Army/Navy/Airforce/Firefighter	C11	Optician
C18	Engineer (civil, mechanical, electrical)	C1	Office admin/Receptionist
C24	Chef	C24	Politician
C6	Actor/Actress	C6	TV work (not presenter)
C12	Hairdresser	C22	Carpenter/joiner
C6	Dancer	C16	Sales consultant
C11	Nurse/Health visitor	C3	Journalist
C6	Fashion/jewellery/shoes/handbags designers	C11	Physiotherapist
C2	Airline pilot	C11	Psychiatrist
C6	Author	C21	Plumber
C25	Driver/Haulier	C4	Factory worker
C22	Mechanic	C18	IT consultant
C16	Retail sales assistant	C8	Hotel worker
C12	Beauty therapist	C14	Miner
C18	Architect	C11	Ambulance worker
C3	Lawyer (barrister/solicitor)	C2	Marketing
C13	Manager (e.g. in an office, factory, shop, hotel)	C21	Glazier
C11	Dentist	C2	Advertising
C18	Astronaut	C21	Welder
C21	Builder	C21	Locksmith
C20	Farmer	C62	Sailor/Maritime
C6	Archaeologist	C91	Window cleaner
C3	Businessman/woman	C2	Financial advisor
C6	TV/radio presenter/DJ	C3	Celebrity

Table A2: Top 25 aspirations by school FSM eligibility and gender (Boys)

Aspiration	FSM eligibility at the school level						All
	0-10%	11-20%	0-20%	21-35%	35-50%+	21%-50%+	
Sportsman/woman	33.4%	35.7%	34.3%	33.4%	33.6%	33.5%	33.9%
Social Media and Gaming	9.5%	9.1%	9.4%	8.6%	10.7%	9.6%	9.5%
Police	6.6%	8.0%	7.1%	9.7%	10.5%	10.1%	8.6%
Army/Navy/Airforce/Firefighter	6.0%	5.8%	6.0%	6.0%	5.8%	5.9%	5.9%
Scientist	6.2%	3.0%	4.9%	4.9%	5.9%	5.4%	5.2%
Engineer (civil, mechanical, electrical)	5.1%	4.0%	4.7%	3.6%	4.0%	3.8%	4.2%
Teacher/Lecturer	2.9%	1.9%	2.5%	3.8%	3.0%	3.4%	2.9%
Doctor	1.5%	3.1%	2.1%	4.0%	2.5%	3.3%	2.7%
Vet	4.0%	1.9%	3.2%	1.5%	1.9%	1.7%	2.5%
Airline pilot	1.9%	2.9%	2.3%	2.3%	1.5%	1.9%	2.1%
Mechanic	0.8%	3.3%	1.8%	2.1%	2.4%	2.3%	2.0%
Driver/Haulier	1.9%	1.4%	1.7%	1.6%	3.1%	2.3%	2.0%
Singer/Musician	2.8%	1.6%	2.3%	1.2%	1.8%	1.5%	1.9%
Artist	1.9%	1.0%	1.6%	1.2%	1.8%	1.5%	1.5%
Actor/Actress	1.5%	2.4%	1.9%	1.3%	0.6%	0.9%	1.4%
Architect	1.5%	1.7%	1.6%	1.6%	0.7%	1.2%	1.4%
Chef	1.2%	1.4%	1.3%	1.7%	1.1%	1.4%	1.3%
Astronaut	1.1%	1.1%	1.1%	1.4%	0.9%	1.2%	1.1%
Builder	1.0%	1.1%	1.0%	1.0%	0.6%	0.8%	0.9%
Retail sales assistant	0.6%	0.3%	0.5%	1.2%	1.3%	1.2%	0.9%
Manager (e.g. in an office, factory, shop, hotel)	0.7%	1.4%	0.9%	0.8%	0.6%	0.7%	0.8%
Farmer	1.1%	1.1%	1.1%	0.1%	0.2%	0.1%	0.6%
Lawyer (barrister/solicitor)	0.7%	0.6%	0.7%	0.3%	0.4%	0.3%	0.5%
Author	0.9%	0.2%	0.7%	0.3%	0.3%	0.3%	0.5%
Archaeologist	0.5%	0.3%	0.4%	0.7%	0.2%	0.5%	0.4%

Table A2: Top 25 aspirations by school FSM eligibility and gender (Girls)

Aspiration	FSM eligibility at the school level						All
	0-10%	11-20%	0-20%	21-35%	35-50%+	21%-50%+	
Teacher/Lecturer	17.7%	18.6%	18.1%	20.0%	19.7%	19.9%	19.0%
Vet	12.5%	11.9%	12.3%	9.4%	10.7%	10.1%	11.2%
Sportsman/woman	11.5%	9.5%	10.7%	8.6%	7.6%	8.1%	9.4%
Doctor	5.3%	5.6%	5.4%	9.0%	6.9%	8.0%	6.7%
Artist	5.7%	6.3%	5.9%	7.0%	5.2%	6.1%	6.0%
Singer/Musician	6.7%	5.6%	6.3%	5.6%	4.9%	5.3%	5.8%
Hairdresser	3.5%	2.7%	3.2%	4.4%	3.9%	4.1%	3.7%
Scientist	3.8%	2.9%	3.5%	2.8%	3.1%	2.9%	3.2%
Dancer	3.4%	2.3%	3.0%	3.0%	3.2%	3.1%	3.0%
Nurse/Health visitor	2.2%	2.6%	2.4%	2.3%	4.2%	3.2%	2.8%
Actor/Actress	2.8%	3.7%	3.1%	2.0%	2.3%	2.1%	2.6%
Fashion/jewellery/shoes/handbags designers	2.6%	2.3%	2.5%	2.5%	2.7%	2.6%	2.5%
Chef	2.9%	2.1%	2.6%	2.2%	2.3%	2.3%	2.4%
Police	2.6%	2.5%	2.6%	2.3%	2.0%	2.1%	2.4%
Social Media and Gaming	2.1%	2.8%	2.4%	2.7%	1.5%	2.1%	2.2%
Beauty therapist	1.3%	2.0%	1.5%	2.0%	2.7%	2.4%	2.0%
Author	1.6%	2.1%	1.8%	2.3%	1.0%	1.6%	1.7%
Lawyer (barrister/solicitor)	0.6%	1.7%	1.0%	1.5%	1.3%	1.4%	1.2%
Retail sales assistant	0.5%	0.5%	0.5%	1.1%	2.3%	1.7%	1.1%
Dentist	0.6%	1.2%	0.8%	1.0%	1.2%	1.1%	1.0%
Army/Navy/Airforce/Firefighter	0.6%	1.1%	0.8%	0.4%	1.5%	1.0%	0.9%
Engineer (civil, mechanical, electrical)	1.1%	0.9%	1.1%	0.6%	0.5%	0.6%	0.8%
Architect	0.8%	0.9%	0.8%	0.5%	0.8%	0.6%	0.7%
Manager (e.g. in an office, factory, shop, hotel)	0.6%	0.7%	0.7%	0.8%	0.3%	0.6%	0.6%
Airline pilot	0.7%	0.9%	0.8%	0.2%	0.4%	0.3%	0.5%

Education and Employers

Quantum House,
22-24 Red Lion Court,
Fleet Street,
London EC4A 3EB

Telephone 0207 566 4880

www.educationandemployers.org

@Edu_employers

Registered Charity 1130760

Bank of America Merrill Lynch

Since 2012, Bank of America Merrill Lynch has been lead corporate supporter of Inspiring the Future and founding corporate partner of Inspiring Women, initiatives run by UK not-for-profit, Education and Employers.

Currently more than 39,000 volunteers are signed up to give career insights and inspiration to students across the UK and Ireland. This includes more than 1,000 employees from Bank of America Merrill Lynch who provide careers advice to students, and to young women in particular.